Teacher Ly Presents

Student's Book



A1 module 2

You know basic English.
Now let's build **short conversations** and everyday ideas.

🏆 THE SPIRIT OF COMPETITION

🎯 MISSION OF THE DAY

Today's Communication Goal

By the end of this lesson, you'll be able to:

- ✅ **describe a sports event using the Present Continuous.**
- ✅ **explain what people are doing and why.**
- ✅ **answer questions using complete sentences.**
- ✅ **talk about competition with confidence.**

👀 STEP 1 – SEE

Look at the main picture.

Observe the scene carefully before speaking.



Think about these questions:

- Who is in the picture?
- Where are they?
- What is happening?
- How do they feel?
- Why is everyone reacting differently?

Take 20 seconds. Don't speak yet. Just observe.



📖 THE NARRATIVE

Listen to your teacher and follow the story.

It is the final minute of an exciting basketball championship. Two players are jumping high to reach the ball. On the sideline, **the coach** is shouting instructions because his team is losing. Nearby, **the referee** is wearing a black-and-white striped shirt. He is blowing his whistle because one of the players has committed a foul. Around the court, the crowd is cheering loudly and hoping their favorite team wins the championship. Everyone is focused because every second matters.

---

1. WHO: The Coach.	2. WHAT: Is shouting instructions.	3. WHERE: On the side of the court.

4. WHEN: In the final minute of the game.	5. WHY: Because his team is losing.

Result: "The coach is shouting instructions on the side of the court in the final minute because his team is losing."

📦 WORD BANK
Repeat each word aloud:

🏀 People

coach

referee

player

crowd

fans

🚦 Places

stadium

basketball court

sideline

⚡ Actions

jump

cheer

shout

blow the whistle 

watch

shoot

run

Teacher Ly Presents

😊 Feelings

excited

focused

intense

competitive

🔁 DRILL: THE ACTION

Practice the long form and the short form:

- The player is jumping. / He’s jumping.
- The crowd is cheering. / It’s cheering.
- The coach is shouting. / He’s shouting.
- The referee is watching. / He’s watching.

🔁 DRILL & REPEAT

Repeat after your teacher.

The player is jumping.

➞ He's jumping.

The crowd is cheering.

➞ They're cheering.

The coach is shouting.

➞ He's shouting.

The referee is blowing the whistle.

➞ He's blowing the whistle.

⚡ QUICK SUBSTITUTION LAB

Change only the highlighted word.

The player is **jumping**.

running

shooting

celebrating

waiting

The coach is **shouting**.

watching

smiling

talking

clapping

The referee is **blowing the whistle**.

watching the game

stopping the game

talking to the players

checking the foul

🧪 IMPLICIT GRAMMAR

Present Continuous

Look.

Listen.

Repeat.

Don't think about the rule.

Feel the pattern.

I am running.

He is running.

They are running.

The coach is shouting.

The players are jumping.

The referee is blowing the whistle.

🏀 PRACTICE THE STRUCTURE

Complete the sentences based on the action:

1. The players _____ (run) fast.
2. The fans _____ (watch) the game.
3. The player _____ (shoot) the ball.
4. The game _____ (happen) now.

QUESTION LAB

Transform the information into questions:

- Is the player jumping?
- Are the fans shouting?
- Is the coach watching the ball?
- Are they winning the game?

Teacher Ly Presents

⚡ QUICK INTERACTION

Answer immediately.

Is the stadium loud or quiet?

Are the players fast or slow?

Is the ball on the floor or in the air?

Is the coach calm or nervous?

Who looks more focused?



🏀 WHY IS THIS HAPPENING?

Choose the best reason.

The coach is shouting because...

□ his team is losing.

□ the game is over.

□ he is talking to the crowd.

The referee is blowing the whistle because...

□ there is a foul.

□ he wants to celebrate.

□ he is greeting the players.

The crowd is cheering because...

□ they support their team.

□ they are leaving.

□ they are tired.

😉 STEP 2 – LOOK & GUESS

Look at the picture again.

1.

Why are the players jumping?

Hints

• They want to reach the ball.

• It's the final minute.

Your answer:

Teacher Ly Presents

2.

Why is the coach shouting?

Hints

• His team is losing.

• He wants to change the strategy.

Your answer:

3.

What do you think will happen next?

Hints

• Someone may score.

• The referee may stop the game.

Your answer:

🥷 STEP 3 – YOUR REAL LIFE

Let's talk about you.

Have you ever played on a team?

What sports do you enjoy watching?

How do you feel before a competition?

Do you prefer winning or learning from the experience?

Who always encourages you?

Have you ever lost an important game?

What did you learn from it?

🎧 STEP 3.5 – BURST PREPARATION

Follow the Visual Map.

WHO

↓

WHERE

↓

WHAT IS HAPPENING

↓

WHY

↓

WHAT NEXT

Practice telling the story using only these ideas.

🏁 FINAL CHALLENGE

🎤 You are a sports reporter.

Describe what is happening live.

Remember to answer:

Who?

Where?

What?

When?

Why?

Try to speak for **90 seconds** without stopping.

🌍 FINAL REFLECTION

Read aloud.

Competition teaches us more than winning.

It teaches teamwork, discipline, resilience, and respect.

Every game is an opportunity to learn and improve.

🏀 LESSON 2 – WATCHING THEM

🎯 MISSION OF THE DAY

Today's Communication Goal

By the end of this lesson, you'll be able to:

✅ use Object Pronouns naturally.

✅ describe who is watching whom.

✅ explain actions using because.

✅ retell a sports scene with confidence.

👀 STEP 1 – SEE

Look at the picture carefully.
Take a few seconds to observe.
Don't speak yet.



Ask yourself:

- Who is in the picture?
- Who has the ball?
- Who is watching?
- Who looks excited?
- Who looks worried?

Identify the pronouns.

- The players (them)
- The ball (it)
- The crowd (them)
- The coach (him)

🔷 **LOOK & SAY**

Read the sentences while looking at the image:

- The crowd is watching the players. ➔ They are watching **them**.
- The coach is shouting to the players. ➔ He is shouting to **them**.
- The referee is watching the game. ➔ He is watching **it**.
- One player has the ball. ➔ The fans are watching **him**.

📦 **WORD BANK**

👥 **People**

player

coach

referee

crowd

fans

team

Teacher Ly Presents

👀 Actions

watch

shout

pass

catch

follow

look at

🎯 Object Pronouns

me

you

him

her

it

us

them

Teacher Ly Presents



🔁 DRILL & REPEAT

Repeat naturally.

watch them

watch him

watch her

watch it

watch us

watch me

shout to them

pass it

catch it

follow him

⚡ SPEED DRILL

Teacher

Watch...

Student

...them.

Teacher

Pass...

Student

...it.

Teacher

Follow...

Student

...him.

Teacher

Look at...

Student

...her.

Teacher

Help...

Student

...us.

Teacher Ly Presents

🔁 PATTERN PRACTICE

Repeat with rhythm.

They are watching them.

He is watching it.

The fans are watching him.

The referee is watching them.

The coach is helping his team.

They are following him.



😉 STEP 2 – THINK

Look at the player in the center.

Why is everyone watching him?

Hints

• He has the ball.

• It's the final minute.

Your answer:

Now answer.

What is the referee watching?

Hints

• the game

• the players

• the foul

• the ball

Full answer

🧠 **THE 5 W's MAP**

Describe the player.

WHO

The player

↓

WHERE

On the basketball court

↓

WHEN

During the final game

Teacher Ly Presents

↓

WHAT

He is jumping to score.

↓

WHY

Because he wants to win.

Now tell the complete story.

🎯 **OBJECT PRONOUNS IN ACTION**

Imagine you are on the court.

Complete.

Look at _____.

Pass the ball to _____.

The coach is calling _____.

The referee is watching _____.

The crowd is cheering for _____.

🔥 **THE WHY CHALLENGE**

Answer using because.

Why is he running?

Because...

Teacher Ly Presents

Why is the coach shouting?

Because...

Why is the crowd cheering?

Because...

Why is the referee blowing the whistle?

Because...

🥷 STEP 3 – CONNECT IT TO YOUR LIFE

Answer the questions about your own life.

Who usually watches you when you play sports?

Who encourages you?

Who helps you learn something new?

Who do you usually help?

Who do you admire?

Answer using Object Pronouns.

Example

My parents always support me.

My teacher helps us.

I always listen to her.

🧠 PLAN YOUR STORY

Answer the questions before you speak.

WHO do you want to talk about?

☐ The coach

☐ The referee

☐ One player

☐ The crowd

☐ The whole team

WHERE is the action happening?

WHAT is happening?

WHY is it happening?

WHAT DO YOU THINK WILL HAPPEN NEXT?

Teacher Ly Presents

🎤 NOW TELL THE STORY

Speak for 60–90 seconds.

✓ Don't read.

✓ Use your notes only if necessary.

✓ Speak naturally.

🌎 FINAL REFLECTION

Read aloud.

Great teams watch each other,

help each other,

and learn from each other.

Competition isn't only about winning.

It's about improving together.

🔥 4. THE WHY CHALLENGE (Competition Logic)

*Connect the action to the competitive reason using **Because**:*



- **Teacher:** "Why is he running so fast?"
- **Larissa:** "He is running fast **because** he wants to catch **it** (the ball)."
- **Teacher:** "Why is the coach shouting at **them**?"
- **Larissa:** "He is shouting **because** they need to win the game.

🏀 LESSON 3 – Determination

🎯 MISSION OF THE DAY

Today's Communication Goal

By the end of this lesson, you'll be able to:

- ✅ **describe a sports training session.**
- ✅ **talk about determination and teamwork.**
- ✅ **explain actions using because.**
- ✅ **connect the lesson to your own life.**

Look at the main picture.

Observe carefully before speaking.



Think about these questions:

- Where are the athletes?
- What sport are they playing?
- How do they look?
- Who is giving instructions?
- What makes this team special?

Take 20 seconds.

Don't answer yet.

Just observe.

Teacher Ly Presents

📖 THE NARRATIVE

Listen to your teacher and imagine the scene.



Today, a wheelchair basketball team is practicing at the gym. The athletes are moving quickly across the court and working together as a team. In the center, two players are competing for the ball. On the right, a player is taking a shot at the basket while her teammates prepare for the rebound. The coach is standing near the court, holding a clipboard and carefully observing every movement. Everyone looks focused, determined, and motivated because an important championship is coming soon.

Teacher Ly Presents



📦 WORD BANK

👥 People

athlete

coach

teammate

player

team

Teacher Ly Presents

🏀 Equipment

wheelchair

basket

ball

clipboard

court

⚡ Actions

pass the ball

catch the ball

shoot

move

train

score

compete

💪 Feelings

focused

determined

motivated

strong

confident

Teacher Ly Presents



🔁 DRILL & REPEAT

Repeat naturally.

The athletes are training.

➞ They're training.

The players are moving fast.

➞ They're moving fast.

The coach is watching the team.

➞ She's watching them.

They are working together.

➞ They're working together.

🔁 SUBSTITUTION LAB

Change only the highlighted word.

The players are **training**.

competing

practicing

celebrating

working

The coach is **watching**.

helping

encouraging

guiding

observing

The athletes are **determined**.

focused

confident

motivated

strong

Teacher Ly Presents



🧪 IMPLICIT GRAMMAR

Feel the pattern.

I am training.

She is training.

They are training.

The athlete is moving.

The players are passing the ball.

The coach is giving instructions.

⚡ QUICK INTERACTION

Answer immediately.

Are the athletes moving fast or slowly?

Are they practicing or resting?

Is the coach watching the team?

Do they look confident?

Are they working together?

🤔 STEP 2 – THINK

Investigate the picture.

Find the clues.



Question 1

Why are the athletes at the gym?

Hints

• training

• championship

• teamwork

Your answer

Teacher Ly Presents

Question 2

Why is the coach holding a clipboard?

Hints

• organize

• strategy

• help the players

Your answer

Question 3

Why does the team look so focused?

Hints

• competition

• improve

• win

Your answer

🧠 **THE 5 W's MAP**

Describe the training session.

WHO

The athletes

↓

WHERE

At the gym

Teacher Ly Presents

↓

WHEN

During a training session

↓

WHAT

They are practicing together.

↓

WHY

Because they want to win the championship.

Now tell the complete story.

🥷 STEP 3 – CONNECT IT TO YOUR LIFE

Every person has a championship.

Let's talk about yours.

What are you determined to achieve this year?

What helps you stay motivated?

Who encourages you?

When do you need to be strong?

Have you ever overcome a difficult challenge?

What did you learn from it?

🌟 LIFE CONNECTION

Read.

Think.

Answer.

These athletes don't focus on their limitations.

They focus on what they can do.

What about you?

Complete the sentence.

I focus on _____.

because _____.

🧠 PLAN YOUR STORY

Answer the questions before you speak.

WHO do you want to talk about?

☐ The coach

☐ One athlete

☐ The whole team

☐ The player with the ball

☐ The entire training session

WHERE is the action happening?

Teacher Ly Presents

WHAT is happening?

WHY is it happening?

WHAT DO YOU THINK WILL HAPPEN NEXT?

🏳️ **FINAL CHALLENGE**

🎤 **You are a sports journalist.**

Describe today's training session.

Include:

✓ Who

✓ Where

✓ What

✓ Why

✓ How they feel

Speak for 90 seconds.

Teacher Ly Presents

🌎 FINAL REFLECTION

Read slowly.

Great athletes are not remembered because life was easy.

They are remembered because they never stopped trying.

Determination is stronger than obstacles.

What impresses you the most about these athletes?

Teacher Ly Presents

🏃 BLOCK 1: RUNNING TOGETHER

🎯 MISSION OF THE DAY

Today's Communication Goal

By the end of this lesson, you'll be able to:

- ✅ **describe a race using complete sentences.**
- ✅ **explain teamwork and trust.**
- ✅ **talk about support using because.**
- ✅ **connect the lesson to your own life.**

👀 STEP 1 – SEE

Look at the picture carefully.

Observe before speaking.



Think about these questions:

• Where are the runners?

• What are they doing?

• Why are they connected?

• Who is helping?

• How do they feel?

Take 20 seconds.

Don't answer yet.

Just observe.

Teacher Ly Presents

📖 THE NARRATIVE

Listen to your teacher and imagine the race.



"The race is at the finish line. On the left, the athlete is wearing sunglasses. He is a **visually impaired** runner, which means he cannot see the track clearly. On the right, the woman in the orange shirt is his **guide runner**. They are running together. Notice the orange **tether** connecting their hands. The tether is a short rope that helps the guide lead the athlete in the correct direction. They are a team. The crowd is cheering because they are crossing the finish line in first place!"

📦 WORD BANK



👥 People

visually impaired runner

guide runner

athlete

crowd

team

Teacher Ly Presents

🏟️ Places & Equipment

running track

lane

tether

finish line

⚡ Actions

run

guide

lead

cross

train

compete

help

💙 Feelings & Values

trust

partnership

confidence

teamwork

support

Teacher Ly Presents

🔁 DRILL & REPEAT

Repeat naturally.

The runners are moving fast.

➞ They're moving fast.

The guide runner is helping the athlete.

➞ She's guiding him.

They are crossing the finish line.

➞ They're crossing the finish line.

They are working together.

➞ They're working together.

🔄 SUBSTITUTION LAB

Change only the highlighted word.

The runners are moving.

• training

• competing

• celebrating

• working

The guide runner is helping.

• leading

• supporting

• encouraging

Teacher Ly Presents

• guiding

They are working together.

• racing together

• training together

• learning together

• improving together

⚡ QUICK INTERACTION

Answer immediately.

• Are the runners training or racing?

• Is the guide helping the athlete?

• Are they connected?

• Is the crowd cheering?

• Are they crossing the finish line?

🤔 STEP 2 – THINK

Question 1

Why are they running together?

Hints

• race

• teamwork

• finish line

Your answer

Question 2

Why are they using a tether?

Hints

• guide

• direction

• safety

Your answer

Teacher Ly Presents

Question 3

Why is the guide runner beside the athlete?

Hints

• support

• teamwork

• stay in the lane

Your answer

🧠 **THE 5 W's MAP**

Describe the race.

WHO

The athlete and the guide runner

↓

WHERE

On the running track

↓

WHEN

During the race

↓

WHAT

They are running together.

Teacher Ly Presents

↓

WHY

Because they want to cross the finish line safely.

Now tell the complete story.

🧍 STEP 3 – CONNECT IT TO YOUR LIFE

Every journey is easier with the right people.

Think about your own life.

Who is someone you trust?

Who always supports you?

Who helps you grow?

Who encourages you when life is difficult?

Why is this person important to you?

🌟 LIFE CONNECTION

Read.

Think.

Answer.

Great partnerships are built on trust.

Success is easier when people help each other.

Complete the sentence.

I trust _____

because _____.

🧠 **PLAN YOUR STORY**

Answer the questions before you speak.

WHO do you want to talk about?

☐ The athlete

☐ The guide runner

☐ The crowd

☐ The whole team

☐ The race

WHERE is the action happening?

WHAT is happening?

WHY is it happening?

Teacher Ly Presents

WHAT DO YOU THINK WILL HAPPEN NEXT?

🏁 FINAL CHALLENGE

🎤 **You are a sports commentator.**

Describe the race.

Include:

✓ Who

✓ Where

✓ What

✓ Why

✓ How they work together

Speak for **90 seconds**.

🌍 FINAL REFLECTION

Read aloud.

Great achievements are never built alone.

Trust creates confidence.

Teamwork helps people reach the finish line together.

Who has helped you reach an important goal in your life?

The Crowd

1. 🏟️ BLOCK 2: THE EXCITED FANS

*Read the description of the atmosphere. Focus on the **bold** words.*



"The stadium is completely **crowded** today. There are thousands of **fans** in the stands watching the competition. The atmosphere is electric and very loud. The fans are **excited** because the athletes are performing well. You can see people **cheering**, **clapping** their hands, and **waving flags** from different countries. Some people are standing up to see better. They are all here to **support the team** and celebrate the spirit of the games."

WORD BANK

Repeat:

crowd fans stadium competition	cheer clap wave a flag shout	excited loud passionate support the team

---

👀 LOOK & SAY

Observe the action and read the sentences:

- The fans are supporting the team ➔ They are supporting **them**.
- The players can hear the crowd ➔ They can hear **it**.

LOGICAL SPEAKING CHALLENGE

Example:



Example: The Situation: The fans are arriving for the event. Question: Why are the fans at the stadium?

Who: Excited fans.

- Where: In a big stadium.

Teacher Ly Presents

- Why: To watch an important competition.

Full Answer: "Excited fans are in a big stadium to watch a competition."

- **Your Turn: The Situation:** The crowd is reacting to the athletes' performance.

Question: What is the situation in the stands?

- **Who (The people in the stands):** The passionate fans...
- **What (What are they doing with flags?):** ...are waving colorful flags...
- **Where (The specific location):** ...in the stadium.

---

3. ANALYZE & CONNECT: THE LOGICAL WEB

Connect the Emotion with the Action.

Scenario: The Atmosphere

The Situation: The competition is very intense and the fans are active.
Question: Why is the crowd waving flags?

- **Main Idea:** They are showing support.
- **Who:** The fans in the stadium.
- **What:** They are waving colorful flags.
- **Why:** Because they want to support their country or team.

Full Answer: "The fans are waving colorful flags in the stadium because they want to support their team."

🏆 Your Challenge:

The Situation: The athletes are doing a great job and the fans are happy.
Question: Why are the fans clapping and cheering?

- **Main Idea:** High emotion and approval.
- **Who:** The crowd...
- **What:** ...is clapping and cheering...
- **Why:** ...because their favorite athletes are performing very well.

Full Answer: "The fans are clapping and cheering because..."

🌎 THE MIRROR: MY BIGGEST SUPPORTERS

(Athletes have fans in the stadium. In our real life, we also need people to cheer for us, support our dreams, and celebrate our victories.)

🔑 **Key Reasons: The Power of Support** *(Read the options, check the meanings in English, and choose the best one for you!)*

Why? (The Reason)	Meaning / Synonym (In English):
To motivate me	= To give me energy when I feel tired.
To celebrate my success	= To be happy with me when I achieve a goal.
To believe in my potential	= To know that I am capable, even in hard times.
To protect my energy	= To keep the environment positive around me.

Now, answer about your life using your Key Reasons:

1. In your life, **WHO** is your number one fan? (Your family? Your children? Your friends?)
    - *Answer:* My number one fan is/are _____.

2. **WHY** is their support important when you face a challenge?
    - *Answer:* Their support is important because _____.

🔥 **THE FINAL CHALLENGE:**

- "When people cheer for me, **I feel excited because** _____."

Teacher Ly Presents

BLOCK 3: THE COACH

1. NARRATIVE READING: THE STRATEGY SESSION

Read the description of the scene. Focus on the bold words.



"The game is at a critical moment. The coach calls a timeout to talk to the team. The **coach** is standing in front of the **athletes**, holding a clipboard with the team's strategy. He is giving **instructions** and explaining the next play. The athletes are not playing right now; they are **listening carefully**. They look very **focused** because they need to understand the plan to win the game. A good coach is a leader who motivates the team during difficult moments."

Teacher Ly Presents

WORD BANK

Repeat aloud with your teacher:

- coach / athletes / team / instructions
- listen carefully / practice / prepare
- focused / determined / improve

LOGICAL SPEAKING CHALLENGE

Goal: Use the "Web" to describe the scene like a professional commentator.



Example: The Situation: The game is at a critical moment and the team stops. Question: Why are they gathered on the sidelines?

- Who: The coach and the athletes.
- Where: On the sidelines
- Why: To discuss the strategy during a timeout.

Full Answer: "The coach and the athletes are on the sidelines to discuss the strategy.

Your Turn (Scenario A - The Timeout):

The Situation: The coach is leading the conversation during the timeout. Question: What is the focus of the team right now?

- *Who (The person speaking):* The focused coach...
- *What (What are the athletes doing?):* ...is giving instructions while the team listens carefully...
- *Why (The clipboard):* ...because they need to understand the new strategy.
- ***Full Answer:***

  _____

---

3. ANALYZE & CONNECT: THE LOGICAL WEB

Connect the Action with the Result.

Scenario: Teamwork The Situation: The athletes are quiet and paying attention to the leader. Question: Why are the athletes listening carefully?

- Main Idea: They want to follow the plan.
- Who: The professional athletes.
- What: They are looking at the coach and staying quiet.
- Why: Because the coach is giving important instructions.

Full Answer: "The athletes are listening carefully because the coach is giving important instructions for the game."

🏆 Your Challenge (Scenario B - Strategy change):

Question: Why is the coach giving instructions now?

- *Main Idea:* Game correction.
- *Who:* The leader...
- *What:* ...is explaining the plan...
- *Why:* ...because the game is difficult and they need to improve to win.

Full Answer: "The coach is giving instructions because..."

_____

🌎 THE MIRROR: MENTORS AND LEADERS

(A coach guides athletes to win a game. In our daily lives, we also look for mentors, teachers, or guides to give us instructions and help us improve.)

🔑 **Key Reasons: Seeking Guidance** *(Read the options, check the meanings in English, and choose the best one for you!)*

Why? (The Reason)	Meaning / Synonym (In English):
To learn the correct strategy	= To understand the best way to do something.
To correct my mistakes	= To fix the things I do wrong.
To prepare for opportunities	= To be ready for a better future or job.
To stay focused	= To keep my attention on my plans without distractions.

Now, answer about your life using your Key Reasons:

1. In your life or career, **WHO** is a leader or teacher you listen to carefully?

- *Answer:* I listen carefully to _____.

2. **WHY** do you follow their instructions?
    - *Answer:* I follow their instructions because _____.

🔥 **THE FINAL CHALLENGE:**

- "I always listen to good advice **because I want to improve my** _____."

📝 **STYLE DRILL: REVIEW**

(To finish the competition unit, complete the fast actions).

1. What is happening? Follow the model:

- *Model:* The player / jump ➔ *The player is jumping.*
- The crowd / cheer ➔ _____
- The coach / shout ➔ _____
- The athletes / play ➔ _____

2. The "Why" Factor (Fluency Practice):

- *Question:* Why is the crowd cheering so loudly?
- *Answer:* The crowd is cheering loudly because _____.

Teacher Ly Presents

🎧 REAL LISTENING – DAILY LIFE

ELLLO - Beginner English - A1 - Object Pronouns

🎬 CONVERSATION 1: HELPING OUT

1. OBSERVE & READ

Read the description of the scene. Focus on the bold words:



"The woman is at home, sitting at a table. She is talking on her phone because she needs a favor. Outside, the man is waiting near his car. The woman **called** him to ask for assistance. The man is very kind and offers to **pick her up** at 10:00 AM to take her to school."

📦 WORD BANK & DRILL

Repeat aloud with your teacher:

- to call / to make a phone call / to ring
- to pick up / to collect someone / to give a ride / to take someone

🎧 LISTEN & REPEAT

- **Man:** "Did you call me?"
- **Woman:** "Yes, I called you. Can you help me today?"
- **Man:** "Sure, what can I do for you?"
- **Woman:** "Can you take me to school?"
- **Man:** "OK, I can pick you up at 10."
- **Woman:** "Great! See you then."

🧪 GRAMMAR LAB: OBJECT PRONOUNS (Part 1)

Observe how we replace names with pronouns to speak faster:

- The woman needs help. ➔ He can help **her**.
- The man is talking to the woman. ➔ She called **him**.
- The man is taking the student. ➔ He will pick **her** up.

🧠 LOGICAL SPEAKING CHALLENGE

Connect the action to the time and the telephone call.

Question: Why is the man picking her up?

- *Main Idea:* Because she needs to go to school.
- *Who:* The man is helping her.
- *When:* Today at 10:00 AM.
- *Why:* Because she called him to ask for a ride.

Full Answer: "The man is picking her up today at 10:00 AM because she called him to take her to school."

🎬 CONVERSATION 2: BEST FRIENDS

1. OBSERVE & READ



"Two friends are sitting at a wooden table outside. They are eating lunch, talking about their routine, and **laughing** together. Sue is the woman's **best friend** because she is incredibly nice and funny. They meet at school every single day during their midday break."

📦 WORD BANK & DRILL

- best friend / closest friend / buddy
- to laugh / to smile / to make sounds of joy / funny / nice

Teacher Ly Presents

🎧 LISTEN & REPEAT

- **Man:** "Who is your best friend?"
- **Woman:** "My best friend is Sue."
- **Man:** "Do you talk to her every day?"
- **Woman:** "Yes, I see her at school. I always meet her for lunch."
- **Man:** "Oh, why do you like her?"
- **Woman:** "She is nice and funny! She makes me laugh."

🧠 LOGICAL SPEAKING CHALLENGE

Your Challenge:

Question: Why does the woman meet Sue every day?

- *Main Idea:* Because Sue is her closest companion at school.
- *Where:* They sit together outside for lunch...
- *Why:* ...because Sue is very nice, funny, and always makes her laugh during the break.

Full Answer: "She meets Sue every day because they are best friends; they have lunch at school because..." _____

🎬 CONVERSATION 3: THE TEACHER

1. OBSERVE & READ



"Inside the classroom, the **teacher** is leaning over the wooden desk. He is checking the student's notebook and helping her with her difficult **homework**. The students like Mr. Wilson a lot because he is patient and supports everyone with their lessons."

📦 WORD BANK & DRILL

- teacher / instructor / professor
- homework / school assignments / tasks / lessons

🎧 LISTEN & REPEAT

- **Man:** "Who is your teacher?"
- **Woman:** "My teacher is Mr. Wilson. I like him a lot."
- **Man:** "Why do you like him?"
- **Woman:** "Well, he is nice and he always helps me with my homework."
- **Man:** "He sounds nice."
- **Woman:** "He is. We all love him."

🧠 LOGICAL SPEAKING CHALLENGE

Your Challenge:

- *Question:* Do the students like Mr. Wilson?
- *Main Idea:* Yes, he is a very popular instructor.
- *What:* He dedicates time to explain the assignments...
- *Why:* ...because he is genuinely nice and always helps them clear up doubts about their homework.
- *Full Answer:* "Yes, the students love him because he is nice and..."

_____

🎬 CONVERSATION 4: LOST AND FOUND

1. OBSERVE & READ



"A man and a woman are standing in the kitchen looking for missing items. They check the top of the wooden table and the surface of the counter. The woman remembers where she put the **keys**, but the man still cannot **find** his leather **wallet** containing his cards and money."

📦 WORD BANK & DRILL

- keys / keychain / house keys
- wallet / purse / money holder
- to find / to discover / to locate / to look for

🎧 LISTEN & REPEAT

- **Man:** "Do you have my keys?"
- **Woman:** "No. I put them on the table."
- **Man:** "Ah, great. I see them. What about my wallet?"
- **Woman:** "I think you set it on the counter."
- **Man:** "Really, I don't see it."
- **Woman:** "Well, I'll help you. One of us will find it."

🧠 LOGICAL SPEAKING CHALLENGE

Your Challenge:

- *Question:* Where are the man's things?
- *Main Idea:* The objects are distributed in two different locations in the kitchen.
- *Action 1:* The keys are safe on the table because the woman put them there...
- *Action 2:* ...and they need to search the counter because the wallet is likely there.
- *Full Answer:* "The keys are on the table because she put them there, and..." _____

🌎 THE MIRROR: MY DAILY INTERACTIONS

(Let's look at your reality. How do you handle daily favors, friends, and missing objects?)

🔑 Key Actions: Daily Routine Connections

Who / What?	My Reality (In English):
Giving/Asking for a ride	= I usually drive my own car / I prefer to take an Uber or call a friend.
Meeting my best friend	= We talk on the phone every week / We meet for coffee on weekends.
Losing my personal items	= I always lose my keys or phone at home / I am very organized with my wallet.

Now, answer using the pronouns and vocabulary learned today:

1. **WHEN** you lose your keys or your wallet at home, **WHO** usually helps you find them?
    - *Answer:* When I lose my things, I usually look for **them** alone, but sometimes _____ helps **me** find **them** because...

🔥 THE FINAL CHALLENGE:

- "My best friend is a very important person to **me** because **she/he always** _____."

🎯 FINAL FLUENCY CHECK

Look at the images from today's lesson and read the consolidated statements aloud with absolute confidence:

1. **Image 1:** "Can you help me? I need a ride to school today at 10:00 AM."
2. **Image 2:** "She is my best friend. I always meet her for lunch at school because she makes me laugh."
3. **Image 3:** "My teacher is incredibly nice. He always helps me with my daily homework."
4. **Image 4:** "I see the keys clearly! I put them on the table, and now I will help him find the wallet."

🏝️ A Stormy Start in Paradise

🛩️ Scene 1 – Arrival on the Island

🎥 STEP 1: SEE, DRILL & REPEAT

A) The Narrative *(Listen to your teacher and read the story)*



"The sun is shining brightly over a tropical paradise. A small, blue and yellow **seaplane** is floating on the turquoise water next to a wooden pier. A young family—a father, a mother, and their three children—is arriving on the **island** for their vacation. They are walking off the plane and onto the dock. On the sandy beach, a group of people is waving to welcome them. There is a beautiful **rainbow** in the sky behind the mountains. Everything looks perfect, but the family is carrying many suitcases for their stay at the beach bungalows."

[VISUAL BOX: UNDERSTANDING "ONTO"]

Look at the arrows and pictures to understand the movement to a surface:

- **Example 1:**



➔ *Sentence:* They are walking **onto** the dock.

- **Example 2:**



➔ *Sentence:* They are stepping **onto** the beach.

- **Example 3:**



➔ *Sentence:* The cat is jumping **onto** the bed.

Teacher Ly Presents



B) The 3-Step Rule (The Ladder Drill)

(Repeat aloud with your teacher:

The sun is shining brightly, **so it is going to** stay hot all day.

1. The family is walking off the plane, **so they are going to** step onto the wooden pier.
2. The people on the beach are waving, **so they are going to** welcome the travelers.
3. The seaplane is floating on the water, **so it is going to** wait next to the dock.

C) Substitution Lab

(Change the words quickly!)

- The sun is shining brightly ➔ The **star** is shining brightly.
- The seaplane is floating on the water ➔ The **boat** is floating on the water.
- They are walking onto the dock ➔ They are **running** onto the dock.

STEP 2: LOOK & GUESS



1. Where is the family going to go first?

- **Hints:**

 ➔ walk along the beach	 ➔ talk to the tourists	 ➔ go to the reception

- **Your Answer: They might _____.**

Teacher Ly Presents

1. **What is the father going to do with the heavy suitcases?**

- **Hints:**

 ➔ drop off the bags	 ➔ ask for help	

- **Your Answer: He might _____.**

---

2. **After they check in, what are they going to do to enjoy the island?**

- **Hints:**

 ➔ go swimming	 ➔ have a big meal
 ➔ take a tour	

- **Your Answer: They might _____.**

Teacher Ly Presents

🌎 THE MIRROR: MY DREAM VACATION

(Now, let's look at your preferences. Think about your perfect vacation destination.)

🔑 **Key Reasons: Travel Motivations** *(Read the options, check the meanings in English, and choose your favorite!)*

Why? (The Reason)	Meaning / Synonym (In English):
To relax and rest	= To stop working and find peace.
To discover new places	= To visit different cities, cultures, or islands.
To enjoy nature	= To see the ocean, mountains, and trees.
To spend time with family	= To make happy memories with the people I love.

A) Input ➔ Output: My Dream Vacation

(Now, let's look at your preferences. Think about your perfect vacation destination!)

1. In your life, WHERE is your favorite place to travel? *(The beach? The countryside? A big city?)*

- Answer: My favorite place to travel is _____.

2. WHY do you enjoy visiting this place?

- Answer: I enjoy visiting this place because _____.

Teacher Ly Presents

🎧 STEP 3.5: THE BURST PREPARATION LAB

Look carefully at the images.

Follow the visual map with your eyes and repeat the model aloud. Focus on the flow of ideas and the connections between each step.

🗺️ VISUAL MAP

WHO?

This story is about a family enjoying their vacation together.

WHERE?

They are staying at a beautiful tropical resort near the beach.

WHAT RIGHT NOW?

Right now, they are checking into their room and exploring the resort.

Later, they are walking near the pool and enjoying the beautiful scenery.

WHY?

They are happy because they finally have time to relax and spend time together.

They want to enjoy the island and create special memories.

WHAT NEXT?

Next, they are going to explore the beach, try local food, and enjoy different activities around the resort.

🏳️ TARGET CONCLUSION

"When I travel on vacation, I feel happy because I can relax, explore new places, and spend time with the people I love."

B) THE FINAL CHALLENGE: The 90-Second Burst

(Look only at the visual map below and speak until the timer stops!)

⏱️ **90 Seconds on the clock! Do not stop to correct your mistakes. Just follow the map and flow!**



Goal: Complete your final thought using the map:

🎙️ **REPORTER'S GUIDE MAP:**

1. **WHO** are the main travelers in this multi-generational family arriving today?
2. **WHERE** on this beautiful island are you broadcasting this live arrival?
3. **WHAT** are the family members doing right now on the dock, and what beautiful detail is in the sky?
4. **WHY** did this family choose this specific destination for their summer holiday? *(Hint: Look at the small icons in the 'WHY?' section)*
5. **WHAT NEXT** is the very first activity they are going to do after they unpack their bags?

- 🏁 **Target Finish:** End your live report with your absolute target thought: ➔ *"When I travel on vacation, I feel happy because I can _____."*

Teacher Ly Presents

🛎️ Scene 2 – Check-in at the Hotel

🙈 STEP 1: SEE, DRILL & REPEAT

A) The Narrative *(Listen to your teacher and read the story)*



"The family is now at the hotel **reception**, which is an open-air wooden hut with a beautiful view of the ocean. The **receptionist** is a friendly woman wearing a floral dress. She is welcoming the family with a smile. The father is holding their **passports** and a **reservation** paper to start the **check-in** process. The mother and the three children are waiting patiently. Next to them, there are several colorful suitcases on the floor."

[VISUAL BOX: UNDERSTANDING "FRONT DESK" VS. "GUEST"] ***Look at the icons and pictures to connect the sound to the object:***



Example 1: ➔ ***Sentence:*** The receptionist is standing behind the front desk.

Example 2: ➔ ***Sentence:*** The traveler arriving at the resort is a hotel guest.

Example 3: ➔ ***Sentence:*** You need a valid passport to travel internationally.

💬 THE HOTEL CONVERSATION (Shadowing & Fluency Drills)

Practice the rhythm with your teacher:



1. SHADOWING (Listen and speak at the same time)

- A: Welcome to the hotel.
- B: Thank you.
- A: Do you have a reservation?
- B: Yes, we do. / No, we don't.
- A: May I see your passport?
- B: Of course. Here it is.
- A: Here is your key.
- B: Thank you very much.

B) The 3-Step Rule (The Ladder Drill & Conversation)

Repeat aloud with your teacher

Welcome to our tropical paradise, so please step inside the hotel.

1. Do you have a valid reservation paper, so we can start the check-in?
2. May I see your passports, so I can check your names on the system?
3. Here is your bedroom key, so you can drop off your bags now.

C) Substitution Lab *(Change the words quickly!)*

- Do you have a reservation? ➔ Do you have a passport?
- Do you have a reservation? ➔ Do you have luggage?
- Here is your key. ➔ Here is your room card.

🧩 STEP 2: LOOK & GUESS

(Look at the main image, check the hints, and talk about the possibilities!)





1. **Where is the family going to go right after they get the room keys?**
    - **Hints:**

      ➔ go straight to their bedroom

      ➔ head to the hotel pool
    - ***Your Answer:*** **They might _____.**

Teacher Ly Presents

1. **What is the friendly receptionist going to give to the children?**

- Hints:



➔ give them a welcome drink

➔ show them a map of the island

- Your Answer: She might _____.

Teacher Ly Presents

1. **Why are the children waiting so patiently next to the colorful suitcases?**

- Hints:



➔ because they are very tired from the plane ride

➔ because they are excited to see the ocean

- Your Answer: They might be waiting patiently because _____.

Teacher Ly Presents

🌎 THE MIRROR: HOTEL EXPERIENCES

🔑 Key Reasons: At the Front Desk

Why? (The Reason)	Meaning / Synonym (In English):
To solve a problem	= To fix a situation with my room or key.
To ask for information	= To find recommendations for restaurants or tours.
To confirm a service	= To check my reservation details.

Answer these questions about your real experiences:

1. Do you prefer staying at hotels or houses when you travel? Why?
    - *Answer:* I prefer _____ because _____.
2. What do you usually do immediately when you arrive at a hotel reception?
    - *Answer:* I talk to the receptionist to _____.

🎧 THE BURST PREPARATION LAB: FOLLOW THE VISUAL STORY

Look carefully at the image.

Follow the visual map with your eyes and speak naturally. Connect each idea to the next one. Do not translate. Just follow the flow.



🗺️ VISUAL MAP

WHO?

This story is about a family on vacation.

A mother, a father, and their young son are spending time together at a beautiful tropical resort.

WHERE?

They are staying at a luxury hotel near the ocean.

The resort has comfortable rooms, palm trees, swimming pools, and amazing views of the sea.

WHAT RIGHT NOW?




In the first situation, the family has just arrived in their hotel room with their luggage.

They are looking around the room and enjoying the beautiful view.

In the second situation, they are walking around the resort together.

They are exploring the pool area and enjoying the peaceful atmosphere.

WHY?

They are happy because they are finally on vacation.

They want to relax, spend time together, and enjoy a few days away from their normal routine.

They are exploring the resort because they want to discover everything the hotel has to offer.

WHAT NEXT?

Next, they might unpack their suitcases.

They might go swimming in the pool.

They might walk to the beach.

They might have lunch together at the hotel restaurant.

They might take pictures and create wonderful family memories.

🏁 TARGET CONCLUSION

"When I travel on vacation, I feel happy because I can relax, explore new places, and spend quality time with my family."

THE FINAL CHALLENGE: The 90-Second Burst *(Look only at the visual map below and speak until the timer stops!)*

⏱️ 90 Seconds on the clock! Do not stop to correct your mistakes. Just follow the map and flow!



Goal: Tell the story of the hotel check-in or talk about your own experience using the map. Finish your speech with the ultimate target:

🎙️ REPORTER'S GUIDE MAP:

1. **WHO** is arriving at the hotel lobby to start their vacation?
2. **WHERE** is this luxury hotel or resort located?
3. **WHAT** is happening at the front desk right now during the check-in? *(Hint: are they talking to the receptionist or checking the keys?)*
4. **WHY** are the travelers so excited to complete their check-in immediately?

5. **WHAT NEXT** are they going to do as soon as the bellhop takes their luggage to the room?

- 🏁 **Target Finish:** End your live report with your absolute target thought: ➔ "*When I travel on vacation, I feel happy because I can* _____."

⛈️ Extension: SCENE 3 – THE WEATHER CHANGES (EXTENSION)

🙈 STEP 1: SEE, DRILL & REPEAT

A) The Narrative *(Teacher: Read the story with high energy. Student: Follow the text on the screen!)*



"The family is walking along the shore, but the atmosphere is changing quickly. On the left side of the sky, the sun is out, but on the right side, heavy dark clouds are moving in. The father and his son are pointing toward the mountains because they see smoke rising from a **volcano**. It looks like a **storm** is coming and the weather is becoming unpredictable. The mother is looking surprised by the sudden change to a gloomy sky. The birds are flying away because they can sense the rain."

2. WORD BANK & DRILL

Repeat each word aloud:





volcano smoke black smoke

Teacher Ly Presents

B) The 3-Step Rule (The Ladder Drill - Repeating Pattern)

(Repeat aloud with your teacher



1. The sky is getting dark, **so it is going to** rain very soon.
2. The wind is getting stronger, **so they are going to** run to the hotel.
3. The ocean is becoming rough, **so the boat is going to** stop moving.
4. The volcano is releasing smoke, **so they are going to** check the emergency alert.
5. A sudden storm is coming, **so the birds are going to** fly away.

C) Substitution Lab *(Change the words quickly!)*

- The sky is getting dark. ➔ The weather is getting dark.
- The wind is getting stronger. ➔ The storm is getting stronger.
- The volcano is releasing smoke. ➔ The volcano is releasing fire.

🎴 STEP 2: LOOK & GUESS

(Look at the main image, check the hints, and talk about the possibilities!)



1. **Why is the mother looking so surprised at the beach?**

- **Hints:**

➔ look at the sudden change to a gloomy sky

➔ notice the black smoke rising from the volcano

- **Your Answer: She might look surprised because _____.**

Teacher Ly Presents



2. **Where is the family going to run to protect themselves from the rain?**

- **Hints:**

➔ return quickly to their beach bungalow

➔ look for a car or transport on the street

- **Your Answer:** They might run _____.

Teacher Ly Presents



3. **What are the local people on the beach going to do next?**

- **Hints:**

➔ shout to warn all the tourists about the volcano

➔ pack up their things and close the beach shops

- *Your Answer:* They might _____.

Teacher Ly Presents

🧍 STEP 3: YOUR REAL LIFE (THE MIRROR)

A) Input ➔ Output: Weather & News

(Answer about your own experience with unpredictable weather)

1. In your real life, do you prefer hot sunny weather or a cozy rainy day? Why?

- *Answer:* I prefer _____ because _____.

2. When the weather changes suddenly and a storm comes, what do you usually do?

- *Answer: When a storm comes, I usually* _____.

🎧 STEP 3.5: THE BURST PREPARATION LAB (The Shadowing Model)

Follow the visual map layout on the screen and repeat using shadowing to capture the flow!)

🗺️ VISUAL MAP

WHO?

This story is about a family on vacation and several local residents on a tropical island.

WHERE?

They are staying at a beautiful beach resort near the ocean and close to a volcanic island.

WHAT RIGHT NOW?

At first, the mother is standing on the beach and looking at the sky.

The weather is changing quickly, and large dark clouds are moving over the ocean.

Soon after that, black smoke begins rising from the volcano.

The family realizes that something unusual is happening.

Next, they are leaving their beach bungalow and moving away from the dangerous area.

Some local residents are warning tourists and helping them stay calm.

Other workers are securing equipment and preparing the beach facilities for the emergency.

WHY?

The situation is becoming dangerous because a strong storm is approaching and the volcano is becoming active.

The local people want everyone to stay safe, so they are giving instructions and helping visitors.

The family is leaving the beach because they do not want to get trapped by the bad weather or the volcanic activity.

WHAT NEXT?

Next, the tourists are going to follow the local instructions.

They might travel to a safer area.

The workers are going to continue helping visitors.

Emergency teams might monitor the volcano and the weather conditions.

Everyone hopes the situation will improve soon.

🏁 TARGET CONCLUSION

"When an emergency happens, it is important to stay calm, follow instructions, and help other people whenever possible."

Teacher Ly Presents

B) THE FINAL CHALLENGE: The 60-Second Volcano Alert!

Imagine you are a live reporter on the island! Look only at the visual map and report the situation until the timer stops!)

⏱️ 60 Seconds on the clock! Do not stop to correct your mistakes. Flow like a real reporter!



Reporter's Guide Map:

1. **WHO** is in danger on the island?
2. **WHERE** are you reporting from?
3. **WHAT** is happening to the sky, the wind, and the volcano right now?
4. **WHY** is the situation becoming dangerous?
5. **WHAT NEXT** should the tourists do immediately?

Teacher Ly Presents

⛈️ Scene 4

1. SURVIVING THE STORM

🙈 STEP 1: SEE, DRILL & REPEAT

A) The Narrative

(Follow the text on the screen!)



"**The sunny day is gone**. Now, a heavy storm is **hitting the island**. It is raining very hard, and there are **large puddles** of water on the ground. The wind is **blowing strongly**, making the palm trees **lean to** the side. The family is trying to reach their bungalow. The father, mother, and son are using **umbrellas** to stay dry, but the daughter is running and covering her head. Other tourists are also hurrying to find **shelter**."

2. 🔑 WORD BANK & DRILL

☔ THE STORM CHECKLIST

- 🌧️ Rain: Heavy / Strong / "Cats and Dogs"
- 🧥 Protection: Raincoat / Umbrella
- 🛣️ Streets: Wet
- 🌈 The End: Rainbow

B) The 3-Step Rule (The Ladder Drill - Repeating Pattern)

(Repeat aloud with your teacher)

1. It is raining cats and dogs, **so** everyone is running to find shelter.
2. The rain is pouring down, **so** the streets are full of puddles.
3. The wind is blowing strongly, **so** they are holding their umbrellas tightly.
4. The storm is hitting the island, **so** the tourists are wearing raincoats.
5. The heavy downpour is ending, **so** a beautiful rainbow is appearing.

C) Substitution Lab

(Change the words quickly!)

- It's raining cats and dogs. ➔ It's **pouring rain**.
- The family is using an umbrella. ➔ The family is wearing **raincoats**.
- The storm is hitting the island. ➔ **The heavy rain** is hitting the island.

STEP 2: LOOK & GUESS

(Look at the main image on the screen, check the hints, and talk about the possibilities!)



- Forgot her umbrella in the bungalow
- It is raining cats and dogs

1. Why is the daughter running and covering her head instead of walking?

- *Hints:*

➔ realize she forgot her umbrella in the bungalow /

➔ notice it is suddenly raining cats and dogs

- ***Your Answer:*** *She might be running because* _____.

Teacher Ly Presents



• Hurry to find shelter inside the hotel lobby

• Look for protection under the big palm trees

2. What are the other tourists on the shore trying to do right now?

- *Hints:*

➔ hurry to find shelter inside the hotel lobby /

➔ look for protection under the big palm trees

- *Your Answer: They are trying to* _____.

🥷 STEP 3: YOUR REAL LIFE (THE MIRROR)

(Answer about your own experience with unexpected storms)

1. When it is raining very hard outside, WHAT do you prefer to do?

- *Answer: I prefer to* _____ *because* _____.

2. WHY do you always check the weather forecast before you leave home?

- *Answer: I check the forecast because* _____.

Teacher Ly Presents

🎧 STEP 3.5: THE BURST PREPARATION LAB (The Shadowing Model)

(Read this training model aloud using weather idioms. Follow the visual map layout on the screen and repeat using shadowing!)

[WHO?] ➔ [WHERE?] ➔ [WHAT RIGHT NOW?] ➔ [WHY?] ➔ [WHAT NEXT?]

- **[WHO?]** This story is about a family of tourists and many other visitors looking for protection.
- **[WHERE?]** They are running along the wet resort streets trying to reach their beach bungalows safely.
- **[WHAT RIGHT NOW?]** Right now, the blue sky is completely gone, the wind is blowing strongly, and it is raining cats and dogs outside.
- **[WHY?]** The family is hurrying because a heavy downpour is hitting the island and they want to stay completely dry.
- **[WHAT NEXT?]** Next, the tourists are going to open their umbrellas, put on their raincoats, and wait until a rainbow appears in the sky.
- 🏁 **[Target Conclusion]:** "*When a heavy storm hits unexpectedly, it is necessary to find a good shelter and protect yourself.*"

🔥 THE FINAL CHALLENGE: THE 90-SECOND BURST

(Look at the visual map sequence below and use your storm support frames!)

⚠️ Instruction: Look ONLY at the clean visual map sequence below. Imagine you are a live reporter on the island and speak non-stop until the timer hits 0!



🎙️ REPORTER'S GUIDE MAP:

1. **WHO** is in danger on the island?
2. **WHERE** are you reporting from?
3. **WHAT** is happening to the sky, the wind, and the volcano right now?
4. **WHY** is the situation becoming dangerous?
5. **WHAT NEXT** should the tourists do immediately?

- 🏁 **Target Finish:** End your breaking news report with your absolute target thought: ➔ "*When an emergency happens, it is important to* _____."



🚀 **STORM FRAMES (YOUR SUPPORT):**

- *The Situation:* "Right now, the rain is very heavy. In fact, it's **raining cats and dogs**! / It's **pouring rain**!"
- *The People:* "People are running! Some people are using an **umbrella** and others are wearing **raincoats** to find **shelter**."
- *The Environment:* "Look at the streets! They are very **wet** with large **puddles**."
- *The Surprise:* "But look up! The storm is ending because there is a **rainbow** in the sky."
- 🏁 **Target Finish:** End your live report with your absolute target thought: ➔ "*When a heavy storm hits unexpectedly, it is important to* _____."

🍓Extension – The Local Food Market & KIDS PLAYING

🫂 STEP 1: SEE, DRILL & REPEAT

A) The Narrative *(Listen to your teacher and read the story)*



"The storm has passed, and the family is exploring a vibrant local food market. The family is walking between colorful stalls filled with fresh food. A **vendor** is showing fresh pineapples and mangoes to a customer. The father is pointing at the delicious options while the children run happily through the shallow **puddles** left by the rain."

📦 WORD BANK & DRILL

(Look at the mini pictures and repeat each word aloud with your teacher)









➔ vendor / market

➔ pineapple / mango

➔ puddles / mud

➔ barefoot / swimsuit

Teacher Ly Presents

B) The 3-Step Rule (The Ladder Drill)

Repeat aloud with your teacher:

The storm has passed, **so they are going to** explore the island again.

1. The stalls are filled with fresh food, **so they are going to** buy some tropical fruits.
2. The vendor is showing fresh pineapples, **so the customer is going to** pay for them.
3. The children see the shallow puddles, **so they are going to** run and play happily.

C) Substitution Lab *(Change the words quickly!)*

- The family is exploring a local **food market**. ➔ The family is exploring a local **beach**.
- The vendor is showing fresh **pineapples**. ➔ The vendor is showing fresh **mangoes**.
- The children are running through the **puddles**. ➔ The children are running through the **mud**.

🧩 STEP 2: LOOK & GUESS

(Look at the main image, check the hints, and talk about the possibilities!)



1. **Why are there shallow puddles of water on the ground at the food market?**

- **Hints:**

➔ because a heavy storm passed over the island earlier

➔ because the vendors are cleaning the market floor

- ***Your Answer:*** There are puddles on the ground because _____.

Teacher Ly Presents



2. **What is the father going to buy for the family from the local vendor?**

- **Hints:**

➔ he might buy some fresh pineapples and mangoes

➔ he might buy cold coconut water for the children

- *Your Answer:* He might buy _____.

Teacher Ly Presents



3. **What are the children going to do after they finish running through the puddles?**

- **Hints:**

➔ they might need to wash their muddy feet barefoot

➔ they might sit down to eat a delicious fruit snack

- *Your Answer:* They might _____.

Teacher Ly Presents

🧍 STEP 3: YOUR REAL LIFE (THE MIRROR)

A) Input ➔ Output: Exploring My City

(Think about your favorite local markets or places to buy fresh food in your city)

1. In your real life, do you prefer going to open-air markets or big supermarkets to buy food? Why?

- *Answer:* I prefer _____ because _____.

2. When you travel to a new city, do you like trying the local food and fruits?

- *Answer:* Yes, I do, because I like to _____.

🎧 STEP 3.5: THE BURST PREPARATION LAB

Follow the Story

Teacher: Look carefully at the images.

Student: Follow the visual map with your eyes and repeat the model aloud. Focus on the flow of ideas and the connections between each step.

🗺️ VISUAL MAP

[WHO?] ➔ [WHERE?] ➔ [WHAT RIGHT NOW?] ➔ [WHY?] ➔ [WHAT NEXT?]

WHO?

This story is about a family visiting a local market after the rain.

WHERE?

They are walking through an open-air food market on a tropical island.

WHAT RIGHT NOW?

The family is exploring the market together.

The vendors are displaying fresh fruits and local products.

The children are looking at the puddles on the ground.

Some people are buying food, while others are talking with the vendors.

The market is busy and full of activity.

WHY?

The family is visiting the market because they want to experience the local culture.

The vendors are selling fresh food because many tourists and local residents are shopping today.

The children are excited because the rain has stopped and they can enjoy being outside again.

WHAT NEXT?

Next, the father is going to buy some fresh fruit.

The children might eat a snack and continue exploring the market.

The family may take pictures and learn more about the local food.

After that, they are going to continue enjoying their day on the island.

🏁 TARGET CONCLUSION

"When I visit a local market, I enjoy discovering new foods and learning about the local culture."

B) THE FINAL CHALLENGE: The 90-Second

Look only at the visual map below and speak until the timer stops!)

⏱️ 90 Seconds on the clock! Do not stop to correct your mistakes. Just follow the map and flow!



Goal: Tell the story of the market day or connect it to your own life using the map. Finish your speech with your ultimate target sentence:

🎙️ REPORTER'S GUIDE MAP:

1. **WHO** is arriving at the street market right now?
2. **WHERE** is this traditional open-air market located?
3. **WHAT** is happening to the weather and the sky right now? *(Hint: the rain is stopping and the sun is coming out!)*

4. **WHY** are the vendors and customers looking so happy and relieved?
5. **WHAT NEXT** are the people going to do with their market baskets before going home?

- 🏁 **Target Finish:** End your live report with your absolute target thought: ➔ *"When the rain stops and the sun comes out, I like to _____."*

🌞Extension – Children Playing After the Rain

🫂 STEP 1: SEE, DRILL & REPEAT

A) The Narrative *(Listen to your teacher and read the story)*



The rain has stopped, and the sun is warm again. The ground is still wet, and there are many large puddles and patches of mud everywhere. The children are very happy because they can finally go outside to play. The young boy and girl are wearing their swimsuits and running barefoot on the sand. They are jumping into the water and splashing each other. Their clothes are getting a little dirty, but they don't mind. In the distance, the rainbow is fading, and the birds are returning to the trees. It is the perfect time for a playful afternoon in paradise."

Look at the pictures and arrows to connect the sound to the action without translating:



Example 1. ➔ *Sentence:* The children are running **barefoot** on the warm sand.
Example 2. ➔ *Sentence:* They are jumping into the water and **splashing** each other.
Example 3. ➔ *Sentence:* Their clothes are getting dirty from the **patches of mud**.

B) The 3-Step Rule (The Ladder Drill)
(Repeat aloud with your teacher:

The sun is warm again, **so they are going to** play outside all afternoon.

1. The children are wearing swimsuits, **so they are going to** jump into the water.
2. The young boy is running barefoot, **so his feet are going to** get a little dirty.
3. The birds are returning to the trees, **so the paradise is going to** feel quiet again.

Teacher Ly Presents

C) Substitution Lab
(Change the words quickly!)

- The children are running barefoot on the **sand**. ➔ The children are running barefoot on the **grass**.
- They are jumping into the **water**. ➔ They are jumping into the **puddles**.
- Their **clothes** are getting a little dirty. ➔ Their **hands** are getting a little dirty.

🧩 STEP 2: LOOK & GUESS

(Look at the main image, check the hints, and talk about the possibilities!)



1. **Why are the young boy and girl running barefoot on the wet sand?**

- **Hints:**

➔ because they are very happy to go outside after the long rain
➔ because they forgot their shoes inside the hotel bedroom

- **Your Answer: They might be running barefoot because _____.**

Teacher Ly Presents



2. **What is the mother going to say when she sees their dirty clothes?**

- **Hints:**

➔ she might smile and laugh because the children are having fun

➔ she might tell them to take a warm shower right away

- **Your Answer: She might _____.**

Teacher Ly Presents



3. **What are the children going to do when the sun goes down and it gets cold?**

- **Hints:**

➔ they might walk back to the beach bungalow to rest

➔ they might have a hot meal with their parents

- Your Answer: They might _____.

---

1. In your real life, do you like walking barefoot on the beach or do you prefer wearing sandals? Why?

- Answer: I prefer _____ because _____.

2. When it rains heavily in your city, do you prefer to stay warm inside or do you like to look at the rain from the window?

- Answer: When it rains, I prefer to _____.

🎧 **STEP 3.5: THE BURST PREPARATION LAB (The Shadowing Model)**
(Read this training model aloud with nostalgia and energy. Follow the visual map layout on the screen and repeat using shadowing!)

[WHO?] ➔ [WHERE?] ➔ [WHAT RIGHT NOW?] ➔ [WHY?] ➔ [WHAT NEXT?]

- **[WHO?]** This story is about a group of happy children and their friends sharing sweet childhood memories.
- **[WHERE?]** They are playing safely outside in the backyard of their family house near a beautiful green field.
- **[WHAT RIGHT NOW?]** Right now, the dark storm clouds are completely gone, the warm sun is coming out, and the kids are running barefoot on the grass.
- **[WHY?]** They are feeling extremely joyful because the heavy rain finally stopped and they love to play outdoors together in the fresh air.
- **[WHAT NEXT?]** Next, the children are going to call their parents, check if there is a rainbow in the sky, and gather at the town market later.
- 🏁 **[Target Conclusion]:** "*When the rain stops and the sun comes out, I like to remember my childhood and play outside.*"

🪞 STEP 3: YOUR REAL LIFE (THE MIRROR)

A) Input ➔ Output: Childhood Memories

(Think about your own preferences and memories about playing outside)



B) THE FINAL CHALLENGE: The 90-Second Burst

Look only at the visual map below and speak until the timer stops!)

⏱️ 90 Seconds on the clock! Do not stop to correct your mistakes. Just follow the map and flow!

🎙️ **REPORTER'S GUIDE MAP:**

1. **WHO** is celebrating and playing outside after the storm?
2. **WHERE** are they running around barefoot to enjoy the afternoon?
3. **WHAT** is happening to the weather and the sunshine right now? *(Hint: the heavy rain is finally stopping!)*
4. **WHY** is playing outside so important for their childhood memories?
5. **WHAT NEXT** are they planning to do once the sun is completely out?

- 🏁 **Target Finish:** End your live report with your absolute target thought: ➔ "*When the rain stops and the sun comes out, I like to* _____."

Teacher Ly Presents

⏰ GRAMMAR REVIEW: TIME TRAVEL (THE PAST TENSE)

(To talk about how the island changed, we use the Past Tense).

1. COMPARE THE MOMENTS

Present (Now / After the Storm)	Past (Before / During the Storm)
The sun **is** out.	The sun **was** out.
The tourists **are** happy.	The tourists **were** happy.

2. Fill in the Gaps: The Island Change

Complete the descriptions with **is/are** (Present) or **was/were** (Past):

1. **The Sun:** The sun _____ *(Past)* bright and yellow, but it _____ *(Present)* behind dark clouds now.
2. **The Travelers:** The travelers _____ *(Past)* relaxed on the beach, but they _____ *(Present)* running inside the hotel now.
3. **The Ocean:** The waves _____ *(Past)* calm, but they _____ *(Present)* very dangerous now because of the wind.

Teacher Ly Presents

Present Continuous - Beginner English Listening Lesson

🎧 REAL LISTENING
🎬 CONVERSATION 1: THE REPORT
👥 STEP 1: SEE, LISTEN & SHADOW
A) The Scene Description *(Listen to your teacher and read the scene)*



"A professional woman is sitting at her office desk. She is typing on her computer keyboard and focusing deeply. Right now, she is working on an important **report** about cryptocurrency. She is collecting data and **information** because she loves **learning** about new technologies."

WORD BANK & DRILL ***(Look at your images and repeat each word aloud with your teacher)***



➔ report / document / project
➔ information / data / facts
➔ learning / studying / understanding

B) The Conversation (Shadowing & Ladder Drill) ***(Listen to the audio dialogue. Then, practice with your teacher using the Ladder Repetition:***

- Man: "What are you doing?"
- Woman: "I'm writing a report."
- Man: "What are you writing about?"
- Woman: "I'm writing about Bitcoin."
- Man: "Oh, that sounds interesting."
- Woman: "It is! I'm learning a lot."

C) Substitution Lab *(Change the words quickly without stopping!)*

- I'm writing a report. ➔ I'm writing a document.
- I'm writing about Bitcoin. ➔ I'm writing about cryptocurrency.
- I'm learning a lot. ➔ I'm learning new technologies.

🧩 STEP 2: LOOK & GUESS (The Listening Challenge)

(Look at the scene, check the hints, and talk about the possibilities of the dialogue!)



1. **What is the woman going to do after she finishes writing the cryptocurrency report?**

- **Hints:**

➔ send the file to her manager by email

➔ take a short break to drink a coffee

- **Your Answer:** She might _____.

Teacher Ly Presents



2. **Why does the man think that writing about Bitcoin sounds interesting?**

- **Hints:**

➔ because he wants to invest money in cryptocurrency too

➔ because he loves reading about new financial technology

- **Your Answer:** It might sound interesting because _____.

Teacher Ly Presents

🧍 STEP 3: YOUR REAL LIFE (THE MIRROR)

A) Input ➔ Output: Your Professional Routine *(Answer about your own life and work experiences)*

1. **In your real life, do you have to write reports, emails, or documents on your computer every day?**

- Answer: Yes, I do. I usually write _____ / No, I don't. I usually _____.

2. **What is a subject or a new technology that you love learning about right now?**

- Answer: I love learning about _____ because it is very interesting.

B) THE FINAL CHALLENGE: The 90-Second Burst. ***(Look only at the visual map below and retell the conversation or talk about your office routine until the timer stops!)***

⏱️ **90 Seconds on the clock! Do not stop to correct your mistakes. Just flow!**



Goal: Connect the blocks to finish your final production: ➔ "*When I am focusing deeply on my projects, I feel motivated because I can* _____."

🎧 CONVERSATION 2: FAMILY AT HOME

👥 STEP 1: SEE, DRILL & REPEAT

A) The Narrative

(Teacher: Read the story with high energy. Student: Follow the text on the screen!)



"The family members are in different areas of the house. The mother is in the kitchen preparing dinner. The father is outside, sitting comfortably on the **porch**. He is waiting for the food and listening to the news on the **radio** because the living room TV is **not working** today."

📦 WORD BANK & DRILL

(Repeat each word and expression aloud with your teacher)

- porch / veranda / deck / backyard
- radio / sound system / broadcast / news
- working / functioning / running / broken / out of order

🎧 **LISTEN & REPEAT**
(Teacher and Student: Read the dialogue together to unlock the pronunciation and flow!)

- **Man:** "Where is mom?"
- **Woman:** "She's in the kitchen. She's cooking dinner."
- **Man:** "Where's dad?"
- **Woman:** "He's outside. He's sitting on the porch. He's waiting for dinner."
- **Man:** "What's he doing outside?"
- **Woman:** "He's listening to news on the radio."
- **Man:** "Why doesn't he watch the news on TV?"
- **Woman:** "The TV isn't working."

🧩 **STEP 2: LOOK & GUESS (The Listening Challenge)**
(Look at the scene, check the hints, and talk about the possibilities of the dialogue!)

1. What is the woman going to do after she finishes preparing dinner?

- *Hints:* ➔ call her family to sit at the table / ➔ serve the food in the dining room
- *Your Answer:* She might _____.

2. Why does the man think that listening to the radio sounds interesting for the dad?

- *Hints: ➔ because he wants to know the latest news / ➔ because he loves reading and listening to daily updates*
- *Your Answer: It might sound interesting because _____.*

Teacher Ly Presents

🧍 STEP 3: YOUR REAL LIFE (THE MIRROR)

A) Input ➔ Output: Your Domestic Routine

(Answer about your own life and work experiences)

1. In your real life, when you are at home in the evening, do you prefer to relax watching TV, listening to music, or cooking?

- *Answer: When I am at home, I usually prefer to _____ because _____.*

---

2. When an appliance or electronic device breaks down in your house, do you try to fix it immediately or do you use an alternative?

- *Answer: When something breaks, I usually _____.*

🔥 **THE FINAL CHALLENGE: THE 90-SECOND BURST**

⚠️ **Instruction: Look ONLY at the clean visual map sequence below and retell the conversation or talk about your office or home routine until the timer stops!**

⏱️ **90 Seconds on the clock! Do not stop to correct your mistakes. Just flow!**

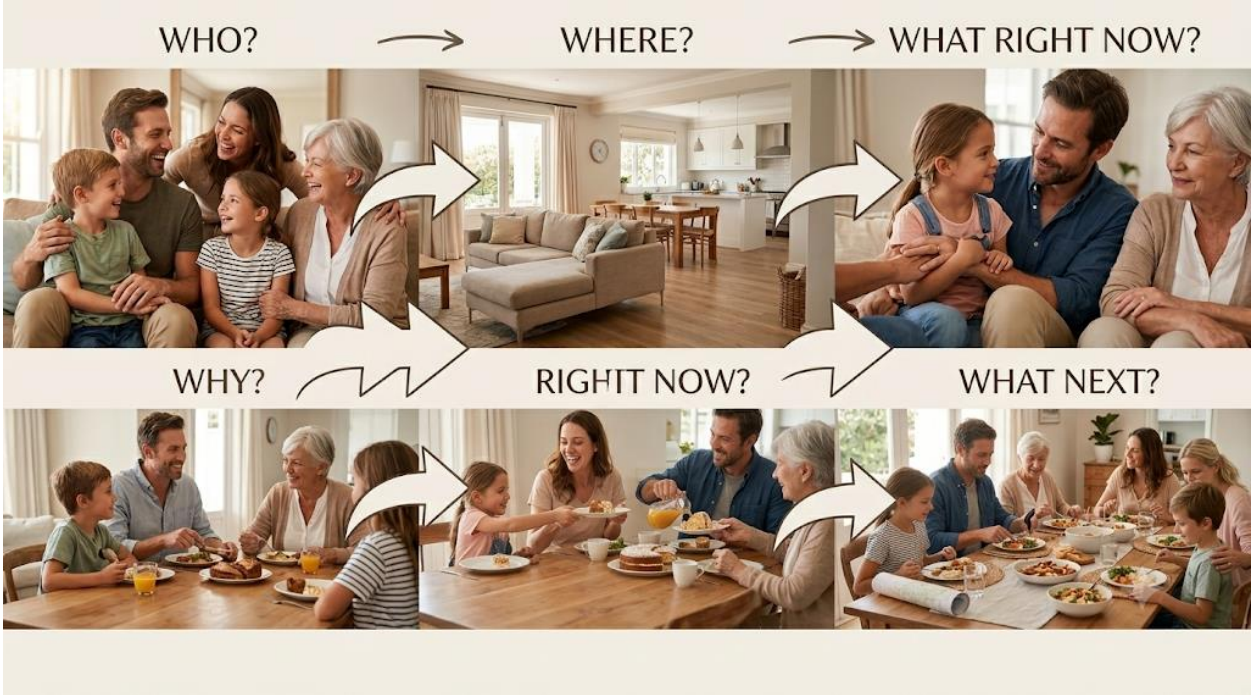

Goal: Connect the blocks to finish your final production: ➔ "When I spend time with my family at home, I feel happy because I can _____."

Teacher Ly Presents

🎬 CONVERSATION 3: LUNCH SURPRISE

🎥 STEP 1: SEE, DRILL & REPEAT

A) The Narrative

(Teacher: Read the story with high energy. Student: Follow the text on the screen!)



"Two friends meet unexpectedly on the street. The woman is **waiting** for a colleague because they are **meeting** for lunch at a new Italian restaurant downtown. The man is just shopping for a few items before heading over to the local **gym** for his workout."

📦 WORD BANK & DRILL

(Repeat each word and expression aloud with your teacher)

- to wait / to expect / to stand by
- to meet / to gather / to encounter
- gym / fitness center / workout club

Teacher Ly Presents

🎧 **LISTEN & REPEAT**
(Teacher and Student: Read the dialogue together to unlock the pronunciation and flow!)

- **Man:** "Hey, what a surprise! What are you doing here?"
- **Woman:** "I'm waiting for my friend. I'm meeting him for lunch."
- **Man:** "Nice! Where are you going?"
- **Woman:** "We're going to the new Italian restaurant."
- **Man:** "Oh, I hear it's really good."
- **Woman:** "What about you? What are you doing? Are you shopping?"
- **Man:** "Yeah. I'm picking up a few things, and then I'm going to the gym."

🏙️ **STEP 2: LOOK & GUESS (The Listening Challenge)**
(Look at the scene, check the hints, and talk about the possibilities of the dialogue!)

1. What is the woman going to do if her colleague takes too long to arrive?

Hints: ➔ send a quick message to check his location / ➔ go inside the restaurant and get a table first
Your Answer: She might _____.

2. Why is the man shopping for a few things right before going to his workout?

Hints: ➔ need to buy a fresh bottle of water / ➔ pick up a healthy snack for energy
Your Answer: He might be shopping because _____.

Teacher Ly Presents

🧘 STEP 3: YOUR REAL LIFE (THE MIRROR)

A) Input ➔ Output: Your Social & Health Routine

(Answer about your own life and daily experiences)

1. In your real life, when you meet a friend or colleague unexpectedly, do you prefer to stop and chat or do you usually hurry up because of your schedule?

Answer: When I meet a friend, I usually _____ because _____.

2. What is your favorite type of food or restaurant when you plan to have lunch outside with someone?

Answer: I love going to _____ restaurants because _____.

Teacher Ly Presents

🔥 **THE FINAL CHALLENGE: THE 90-SECOND BURST**

⚠️ **Instruction:** Look ONLY at the clean visual map sequence below and retell the conversation or talk about your office or social routine until the timer stops!

⏱️ **90 Seconds on the clock! Do not stop to correct your mistakes. Just flow!**



- **Goal:** Connect the blocks to finish your final production: ➔ "*When I have a break to relax and see my friends, I feel happy because I can* _____."

Teacher Ly Presents

🎬 CONVERSATION 4: THE ACCIDENT

👥 STEP 1: SEE, DRILL & REPEAT

A) The Narrative

(Teacher: Read the story with high energy. Student: Follow the text on the screen!)



"There was a minor traffic accident outside on the street. A car hit a man riding a bicycle. The cyclist was lying down on the asphalt ground for a few seconds. Fortunately, he is not seriously hurt. He is getting up, talking to people, and smiling."

📦 WORD BANK & DRILL

(Repeat each word and expression aloud with your teacher)

- to hit / to collide / to strike
- hurt / injured / in pain / safe
- ground / pavement / asphalt / floor

🎧 **LISTEN & REPEAT**
(Teacher and Student: Read the dialogue together to unlock the pronunciation and flow!)

- Man: "What's happening outside?"
- Woman: "I think a car hit a man on a bike."
- Man: "Oh no! Is he hurt?"
- Woman: "I'm not sure. He's lying on the ground."
- Man: "Oh no. Is it serious?"
- Woman: "No, he is getting up now. He looks OK. He's smiling and talking."

STEP 2: LOOK & GUESS (The Listening Challenge)
(Look at the scene, check the hints, and talk about the possibilities of the dialogue!)

1. What is the driver of the car doing right now after the collision?

- *Hints:* ➔ get out of the vehicle to help the cyclist / ➔ apologize and offer to call an ambulance
- *Your Answer:* The driver might _____.

2. Why is the cyclist smiling and talking normally even after falling on the asphalt?

- *Hints: ➔ realize it was just a minor scare / ➔ feel relieved because he is completely safe*
- *Your Answer: He is smiling because _____.*

Teacher Ly Presents

🥷 STEP 3: YOUR REAL LIFE (THE MIRROR)

A) Input ➔ Output: My Current Progress

(Let's look at your reality. What projects or actions are you developing right now?)

1. WHAT are you actively doing this week to improve your routine, safety, or career?

- *Answer: Right now, I am working on _____ and I am learning _____ because...*

2. How do you usually react or feel when an unexpected surprise or minor accident changes your plans for the day?

- *Answer: When plans change unexpectedly, I usually _____.*

🔥 THE FINAL CHALLENGE: THE 90-SECOND BURST

⚠️ Instruction: Look ONLY at the clean visual map sequence below and retell the conversation or talk about your career or life progress until the timer stops!

⏱️ 90 Seconds on the clock! Do not stop to correct your mistakes. Just flow!



Goal: Connect the blocks to finish your final production: ➔ "Today, I am feeling _____ because my plans are actively moving forward!"

Teacher Ly Presents

🎯 FINAL FLUENCY CHECK

(Read the consolidated progressive sentences aloud with absolute clarity to finish the lesson)

1. "I am currently working hard at my office desk, typing a new report, and learning a lot."
2. "He is sitting comfortably on the wooden porch outside and listening to the news on the radio."
3. "They are meeting at the entrance of the new Italian restaurant because they are having lunch together."
4. "The man is getting up from the ground, smiling at the witnesses, and talking normally."

🚜 REAL LISTENING: Life on the Farm

🌾 SCENE 1 – A MORNING ON THE FARM

1. The Narrative (Listen to your teacher and read the story)



"The Amaro family lives on a beautiful, quiet **farm**. It is early morning, and everyone is outside. The **farmer**, Mr. Amaro, is standing near the **barn**. He is wearing a plaid shirt and tall boots while he takes care of his brown **horse**. His wife, Mrs. Amaro, is holding their baby, and their other young child is sitting in a stroller. On the grass, several chickens and a rooster are walking around looking for food. In the background, you can see **cows** grazing in the green **pasture** and an old tractor parked near the house. Life on the farm is busy but very peaceful."

📦 WORD BANK & DRILL

Repeat aloud with your teacher:

- farm / field / pasture / barn / house
- horse / cow / chicken / rooster / dog
- busy / peaceful / early morning / chores



farm	field	horse	cow
chicken	dog	barn	animals
busy	twins	house	feed

🎧 LISTEN & REPEAT

- "This is a big farm. Mr. Amaro is near the barn with his horse."
- "Mrs. Marta is with the babies. There are cows in the field."

Teacher Ly Presents



B) The 3-Step Rule (The Ladder Drill)

Repeat aloud with your teacher to build immediate sentence structure:

The sun is rising, so the family is starting their daily farm work.

1. The farmer is near the barn, so he is going to feed his brown horse.
2. Mrs. Marta is with the babies, so she is going to walk around the grass.
3. The chickens see the food, so they are going to walk and eat happily.

C) Substitution Lab (Change the words quickly!)

- The Amaro family lives on a beautiful farm.
  - ➔ *The Amaro family lives on a quiet farm.*
- Mr. Amaro is standing near the barn.
  - ➔ *Mr. Amaro is standing near the tractor.*
- The cows are grazing in the green pasture.
  - ➔ *The cows are grazing in the large field.*

STEP 2: LOOK & GUESS



1. Why is the Amaro family outside so early in the morning?

- **Hints:**
  - ➔ *because they need to start their busy daily chores*
  - ➔ *because the animals are making a lot of noise for food*
- **Your Answer:** "The family is outside early because _____."

Teacher Ly Presents






2. What is Mr. Amaro going to do after he finishes taking care of the horse?

- **Hints:**
  - ➔ *he might drive the green tractor to the field*
  - ➔ *he might help his wife with the stroller and the babies*
- **Your Answer:** "He might _____."

Teacher Ly Presents






3. What are the chickens and the rooster going to do on the grass?

- **Hints:**
  - ➔ *they might look for food near the barn door*
  - ➔ *they might run near the dog and play together*
- **Your Answer:** "They might _____."

Teacher Ly Presents

🌎 THE MIRROR: MY RELATIONSHIP WITH NATURE

(Now, let's look at your reality. You might live in the city, but everyone has a connection to routines and nature.)

🔑 **Key Reasons: Countryside vs. City Life** *(Read the options, check the meanings in English, and choose your favorite!)*

Why? (The Reason)	Meaning / Synonym (In English):
To escape the noise	= To go to a quiet place without city traffic.
To enjoy a peaceful day	= To relax and have a calm moment.
To breathe fresh air	= To stay in nature, away from pollution.
To have a busy routine	= To do many tasks and activities during the day.

Now, answer about your life using your Key Reasons:

1. In your real life, do you prefer a quiet, peaceful environment or a busy, active environment?
    - *Answer:* I prefer a _____ environment because _____.
2. When you want to relax, **WHERE** do you go?
    - *Answer:* When I want to relax, I go to _____.

Teacher Ly Presents

🎧 STEP 3.5: THE BURST PREPARATION LAB

Follow the Story

- **Teacher:** *Look carefully at the images on the screen.*
- **Student:** *Follow the visual map with your eyes and repeat the model aloud. Focus on the flow of ideas.*

🗺️ VISUAL MAP

- **[WHO?]** This story is about the Amaro family starting their morning routine.
- **[WHERE?]** They are working outside near the barn and the pasture.
- **[WHAT RIGHT NOW?]** Right now, Mr. Amaro is taking care of his horse, Mrs. Marta is holding the baby, and the chickens are walking around the yard.
- **[WHY?]** The family is working outside because they have a lot of animals to feed as the day begins.
- **[WHAT NEXT?]** Next, the farmer is going to open the barn, the cows are going to graze in the field, and Mrs. Marta is going to prepare breakfast.
- 🏁 **[Target Conclusion]:** "*When I think about routines, starting the day early helps me to be productive.*"

🏁 THE FINAL CHALLENGE: The 90-Second Burst

(Look only at the visual map and speak until the timer stops!)

⏱️ 90 Seconds on the clock!

🎙️ REPORTER'S GUIDE MAP:

1. **WHO** is waking up early on the farm right now?
2. **WHERE** is this beautiful, quiet farm located?
3. **WHAT** is happening with the animals right now? *(Hint: they are walking around and grazing!)*
4. **WHY** is the family working so hard outside early in the morning?
5. **WHAT NEXT** are they going to do before the sun gets too hot?

- 🏁 **Target Finish:** End your live report with your absolute target thought:
  - ➔ "*I think life in nature is great because it helps people to* _____."

Teacher Ly Presents

Scene 2: A BUSY MORNING Routine

A) The Narrative (Listen to your teacher and read the story)



"The sun is rising, and the morning mist is still covering the hills. Mr. Amaro is at the entrance of the barn, preparing to **feed** the animals. Inside the barn, three small pigs are waiting for their breakfast. A group of chickens is gathered at his feet. The brown horse is standing patiently by the fence, and the loyal dog is watching everything closely. Through the farmhouse window, you can see Mrs. Amaro with the twins. Everyone on the farm has a job to do as the day begins."

Teacher Ly Presents

2. 🔑 WORD BANK



wake up	feed	milk	open
prepare	carry	cry	barn
breakfast	chickens	yard	morning

🎧 LISTEN & REPEAT

"The sun is up. Mr. Amaro wakes up early. He opens the barn and milks the cows. In the house, Mrs. Marta prepares breakfast. Sometimes, a baby cries, and she carries the baby. Everyone works hard."

🧪 THE LAB (3rd Person S)

- I wake up. → **He wakes** up.
- I prepare. → **She prepares breakfast**.
- I cry. → **The baby cries**.
- I open the door. **➔ He opens the door.**

Teacher Ly Presents

🔁 **DYNAMIC DRILL**

Transform the teacher's sentence into the 3rd person immediately:

1. "I clean the barn." ➔ **"He cleans the barn."**
2. "I collect the eggs." ➔ **"She collects the eggs."**
3. "I prepare dinner." ➔ **"She prepares dinner."**
4. "I return home." ➔ **"He returns home."**

B) The 3-Step Rule (The Ladder Drill)

Repeat aloud with your teacher:

The morning is very busy, so they are going to work hard.

1. Mr. Amaro opens the barn door, so the pigs are going to get their breakfast.
2. Mrs. Marta hears the baby cry, so she is going to carry the baby.
3. The dog watches the animals, so the farm is going to stay safe.

C) Substitution Lab (Change the words quickly!)

- Mr. Amaro opens the barn doors.
  - ➔ *Mr. Amaro opens the farmhouse windows.*
- The twins are waiting for their breakfast.
  - ➔ *The pigs are waiting for their breakfast.*
- The dog is watching everything closely.
  - ➔ *The horse is watching everything closely.*

🧪 THE LAB: IMPLICIT GRAMMAR (3rd Person "S")

Teacher Ly Tip: Ensine a gramática sem dar regras teóricas. Apenas treine o ouvido do aluno com a mudança do "S" no Presente Simples.

Train the change instantly! Repeat after the teacher:

- *I wake up* ➔ He wakes up
- *I prepare* ➔ She prepares
- *I cry* ➔ The baby cries
- *I open* ➔ He opens
- *I feed* ➔ She feeds

🔁 DYNAMIC DRILL (The Muscle Accelerator)

Transform the teacher's sentence into the 3rd person immediately:

1. "I clean the barn." ➔ "He cleans the barn."
2. "I collect the eggs." ➔ "She collects the eggs."
3. "I prepare dinner." ➔ "She prepares dinner."
4. "I return home." ➔ "He returns home."

🧩 STEP 2: LOOK & GUESS

(Look at the main image, check the hints, and talk about the possibilities!)

1. Why are the pigs and chickens gathered near Mr. Amaro?

- **Hints:**
  - ➔ *because they are waiting for their morning breakfast*
  - ➔ *because they love to walk near the farmer's big boots*
- **Your Answer:** "The pigs and chickens are near the farmer because _____."

2. What does Mrs. Marta do when the twins cry in the morning?

- **Hints:**
  - ➔ *she carries the babies and sings a sweet song*
  - ➔ *she prepares a hot bottle of fresh milk for them*
- **Your Answer:** "When the babies cry, she _____."

3. Where does the loyal dog go when Mr. Amaro finishes feeding the animals?

- **Hints:**
  - ➔ *he might walk to the fields to watch the cows*
  - ➔ *he might sit near the house door to rest*
- **Your Answer:** "He might _____."

Teacher Ly Presents

🧍 STEP 3: YOUR REAL LIFE (THE MIRROR)

A) Input ➔ Output: My Morning Routine

1. In your real life, do you wake up early like a farmer, or do you prefer to sleep late?
    - **Answer:** "In my daily routine, I prefer to _____ because _____."
2. What is the very first thing you do when you start your morning?
    - **Answer:** "When I wake up, the first thing I do is _____."

🎧 STEP 3.5: THE BURST PREPARATION LAB

Follow the Story

- **Student:** *Follow the visual map layout on the screen and repeat using shadowing!*

🗺️ VISUAL MAP

- **[WHO?]** This story is about Mr. Amaro and his loyal farm dog managing the morning chores.
- **[WHERE?]** They are working at the entrance of the busy barn near the green hills.
- **[WHAT RIGHT NOW?]** Right now, the sun is rising, the pigs are waiting inside, and Mrs. Marta is looking through the farmhouse window.
- **[WHY?]** The animals are waiting near the door because they are hungry and want their breakfast.
- **[WHAT NEXT?]** Next, the farmer is going to milk the cows, Mrs. Marta is going to carry the crying baby, and the dog is going to watch the yard.
- 🏁 **[Target Conclusion]:** "*When the morning starts, everyone has a job to do to make the day successful.*"

🏁 **THE FINAL CHALLENGE: The 90-Second Burst**

(Look only at the map below and speak until the timer stops!)

⏱️ **90 Seconds on the clock!**

🎙️ **REPORTER'S GUIDE MAP:**

1. **WHO** is preparing to feed the animals right now?
2. **WHERE** are the three small pigs waiting for their food?
3. **WHAT** is Mrs. Marta doing inside the farmhouse with the twins?
4. **WHY** is the loyal dog watching everything so closely?
5. **WHAT NEXT** is the family going to do once breakfast is ready?

- 🏁 **Target Finish:** End your live report with your absolute target thought:
    - ➔ "*I wake up early every day because I need to work. My day is usually very busy, but in the evening, I enjoy resting because* _____."

Teacher Ly Presents

🚜 SCENE 3 – FIELD MAINTENANCE

1. OBSERVE & READ



_____

"Breakfast is finished, and it is time for the heavy work to start. Mr. Amaro is now in the large field behind the barn. He is driving a powerful green **tractor**. Attached to the back of the tractor is a mower, which he is using to cut the long grass. This grass will later become hay to feed the animals during the winter. In the next field, you can see large, round hay bales. The sun is hot, so the farmer is wearing a hat to protect himself."

📦 WORD BANK & DRILL

- tractor / mower / hay bales / winter / tools
- *Listen & Repeat:* "Mr. Amaro repairs the wooden fence. Then, he cleans the barn. Outside, Mrs. Amaro collects fresh eggs in a basket."

Teacher Ly Presents

2. 🔑 WORD BANK



field	cow	horse	animals
barn	fence	eggs	farm
repair	clean	collect	outside

🎧 LISTEN & REPEAT

"There is a lot of work today. Mr. Amaro repairs the wooden fence. Then, he cleans the barn area. Outside, Mrs. Marta collects fresh eggs in a basket. They always help each other on the farm."

Teacher Ly Presents

🏠 SCENE 4 – EVENING AT HOME (REST)

1. OBSERVE & READ



"It is evening, and the Amaro family is finally back inside their cozy farmhouse. The hard work in the fields is over. The family is sitting around the wooden dining table for **dinner**. Mr. and Mrs. Amaro are smiling at each other while they enjoy a large meal of roasted chicken, vegetables, and fresh bread. The twins are sitting in their high chairs, looking very happy. Outside, the sky is dark, but the room is warm and bright. It is a peaceful moment of rest after a very long day."

🎧 LISTEN & REPEAT

"The day is over. Mr. Amaro returns home and washes his hands. Mrs. Marta prepares a simple dinner. The family eats together by candlelight. The twins are sleepy. The house is quiet and calm now.

WORD BANK



evening	dinner	table	family
sleepy	rest	return	wash
prepare	quiet	calm	candlelight

Teacher Ly Presents

🌎 THE MIRROR: MY EVENING ROUTINE

🔑 Key Reasons: Unwinding After Work

Why? (The Reason)	Meaning / Synonym (In English):
To relax after work	= To rest my mind and body after a busy day.
To talk to my family	= To connect and share moments with my loved ones.
To enjoy a good meal	= To eat delicious food at the end of the day.

Answer about your daily habits:

1. **WHAT** do you usually do to relax when you return home in the evening?
    - *Answer:* I return home and I _____.

🔥 THE FINAL CHALLENGE (Speak for 60 seconds):

- "I wake up early every day because I need to work. My day is usually very **[busy / productive]**. But in the evening, I enjoy **[resting / eating dinner]** because..."

---

1. ROUTINE TEXT COMPLETION

Complete the sentences about Mr. Amaro's life using the correct form of the verb:

1. Mr. Amaro _____ *(live)* on a big farm.
2. He _____ *(wake up)* at 5:00 am every single day.
3. He _____ *(milk)* the cows before he eats breakfast.
4. He _____ *(start)* work in the fields at 7:30 am.
5. He _____ *(feed)* the chickens in the afternoon.
6. He _____ *(finish)* his work when the sun goes down.

Teacher Ly Presents

2. Ask and Answer: Farm Life

Look at the table and answer the questions about the family members.

	Milk the cows	Feed the pigs	Make cheese
Mr. Amaro	✓		
Mrs. Marta			✓
The children		✓	
You			

- **Question**: Does Mr. Amaro milk the cows?
- **Answer**: **Yes, he does.**
- **Question**: Does Mrs. Marta feed the pigs?
- **Answer**: _____
- **Question**: Do the children make cheese?
- **Answer**: _____
- **Question**: Do the children feed the pigs?
- **Answer**: _____

Teacher Ly Presents

3. Likes and Dislikes on the Farm

Look at the table and write what the family members like and what they don't like.

	Fresh Milk	Corn	Vegetables
Mr. Amaro	✓	✓	
Mrs. Marta			✓
The Kids	✓		

1. **Mr. Amaro**: Mr. Amaro likes fresh milk, corn, and eggs. He doesn't like vegetables or fruit.

2. **Mrs. Marta**:

_____

3. **The Kids**:

_____

Teacher Ly Presents



4. Logical Speaking: Why do they work so hard?
Connect the **Action** with the **Reason** to build your logical web.

Question: Why does Mr. Amaro wake up at 5:00 am?
Answer: "Mr. Amaro **wakes up** at 5:00 am because he **needs** to milk the cows and start his work early on the farm."
Your Turn: Question: Why does Mrs. Marta make cheese every day?
Answer:
_____

ASK & ANSWER: DOES HE / DO THEY?
Look at the profile guide below and answer using ***"Yes, he/she does"****,* ***"No, he/she doesn't"****,* ***"Yes, they do"****, or* ***"No, they don't"****.*

- **Mr. Amaro's chores:** Milks cows, drives the tractor, repairs fences.
- **Mrs. Amaro's chores:** Prepares breakfast, makes cheese, collects eggs.
- **The Children's actions:** Play in the yard, eat breakfast, sleep.

1. *Question:* Does Mr. Amaro milk the cows? ➔ **Answer:** Yes, he does.

Teacher Ly Presents

2. *Question:* Does Mrs. Amaro drive the tractor? ➔ **Answer:** _____.
3. *Question:* Do the children make cheese? ➔ **Answer:** _____.
4. *Question:* Do the parents work hard? ➔ **Answer:** _____.

LIKES AND DISLIKES (Grammar Extension)
Read the preferences and complete the sentences below:

- **Mr. Amaro likes:** corn, fresh milk, eggs. **Dislikes:** fruit, vegetables.
- **Mrs. Amaro likes:** vegetables, hot coffee, fresh cheese. **Dislikes:** soda.
- **The Kids like:** fresh fruit, playing with the dog. **Dislikes:** dark rooms.

1. **Mr. Amaro:** Mr. Amaro likes fresh milk and eggs, but he doesn't like vegetables.
2. **Mrs. Amaro:** Mrs. Amaro _____.
3. **The Kids:** The kids _____.

THE ULTIMATE "WHY" FACTOR
Connect the action with the reason to express complete thoughts:

- *Question:* Why does Mr. Amaro wake up at 5:00 am?
- *Answer:* "Mr. Amaro wakes up at 5:00 am because he needs to milk the cows and start his work early on the farm."
- *Question:* Why does Mrs. Amaro make cheese every day?
- *Answer:* "Mrs. Amaro makes cheese every day because..." _____

Teacher Ly Presents

Third Person Singular - Present Simple - Beginner English Listening Lesson

🎧 REAL LISTENING – DAILY LIFE & Routines

🎬 CONVERSATION 1: PARENTS' JOBS



1. OBSERVE & READ

Read the description of the scene. Focus on the bold words:

"A dad is working outdoors with heavy tools, while a mom is working inside a professional office. They have very different occupations. The father works in **construction** because he **builds** houses from scratch. The mother works for the local government as a **clerk**, and her main responsibility is to help **City Hall** visitors with their documentation."

📦 WORD BANK & DRILL

Repeat aloud with your teacher:

- construction / building industry / job site
- clerk / office worker / administrative assistant
- City Hall / municipal office / local government

🎧 LISTEN & REPEAT

- **Man: "What does your dad do?"**
- **Woman: "He works in construction."**
- **Man: "Oh, what does he do?"**
- **Woman: "He builds houses."**
- **Man: "Nice, what about your mother?"**
- **Woman: "She works for the city."**
- **Man: "What does she do?"**
- **Woman: "She is a clerk. She helps people at City Hall."**

🧠 LOGICAL SPEAKING CHALLENGE

Connect the profession to the daily activity and the location.

Question: What do the parents do?

- *Main Idea:* They have very different, productive jobs.
- *The Dad:* He works in the building industry because he physically constructs houses.
- *The Mom:* She works as a municipal clerk because she supports citizens directly at City Hall.

Full Answer: "The dad builds houses in construction and the mother is a clerk who helps people at City Hall."

🎬 CONVERSATION 2: THE COUNTRYSIDE

1. OBSERVE & READ



"A woman chooses to live far away from big cities, in the peaceful **countryside**. She owns a large **farm** where she actively **raises** animals such as horses, cows, and sheep. To maintain a sustainable lifestyle, she also **grows** her own organic food, harvesting fresh corn, beans, tomatoes, and potatoes."

📦 WORD BANK & DRILL

- countryside / rural area / nature / outdoors
- farm / ranch / plantation / fields
- to raise / to breed / to take care of animals
- to grow / to plant / to produce food

🎧 LISTEN & REPEAT

- **Man:** "Where does your sister live?"
- **Woman:** "She lives in the countryside."
- **Man:** "Oh? What does she do?"
- **Woman:** "She has a farm and she raises animals."
- **Man:** "What animals does she have on her farm?"
- **Woman:** "She has horses, cows and sheep."
- **Man:** "Wow, that's so cool! Yeah, she also grows her own food."
- **Man:** "What food does she grow?"
- **Woman:** "She grows corn, beans, tomatoes and potatoes."

🧠 LOGICAL SPEAKING CHALLENGE

Your Challenge:

Question: Why is the sister's life considered "cool"?

- *Main Idea:* Because she has a self-sufficient and natural routine.
- *Animals:* She manages a ranch environment where she raises horses, cows, and sheep...
- *Food:* ...and she doesn't depend on supermarkets because she grows her own crops.

Full Answer: "Her life is cool because she has a farm where she raises animals and grows her own food like..." _____

🎬 CONVERSATION 3: HEALTHY HABITS

1. OBSERVE & READ



"A fit woman is dedicated to her morning routine. She **works out** at the gym and watches what she eats to maintain a strict, healthy **diet**. She completely avoids eating **sweets** or drinking soda. In contrast, her husband never exercises and absolutely loves eating ice cream."

📦 WORD BANK & DRILL

- to work out / to exercise / to train / to stay fit
- diet / eating habits / nutrition plan
- sweets / candy / sugary food / desserts

Teacher Ly Presents

🎧 LISTEN & REPEAT

- **Man:** "How does your mother stay so fit?"
- **Woman:** "She works out a lot."
- **Man:** "It shows. She looks great! She also watches what she eats."
- **Man:** "Does she follow a special diet?"
- **Woman:** "Yes. She doesn't eat sweets and she doesn't drink soda."
- **Man:** "What about your dad?"
- **Woman:** "Oh, he never works out. He also does yoga."
- **Man:** "Does he follow a healthy diet too?"
- **Woman:** "Not really. He eats sweets, and he loves ice cream."

🧪 GRAMMAR LAB: THE "THIRD PERSON SINGULAR" MACHINERY

Observe how the verb changes in the affirmative, and how the "-s" disappears in the negative:

- **Affirmative (+):** She **works out** a lot. / He **eats** sweets every day. / She **grows** food.
- **Negative (-):** She **doesn't eat** sweets. *(NOT: She doesn't eats)* / He **doesn't work out**.

🧠 LOGICAL SPEAKING CHALLENGE

Your Challenge:

Question: How does the mother manage to stay so fit?

- *Main Idea:* She combines physical exercise with nutritional discipline.
- *Action:* She goes to the fitness center to train consistently...
- *Diet:* ...and she protects her health because she doesn't consume sugar or carbonated drinks.

Full Answer: "The mother stays fit because she works out a lot and she doesn't..." _____

🎬 CONVERSATION 4: THE LANGUAGE APP

1. OBSERVE & READ



"A student is looking at a modern smartphone display. She uses a high-tech educational **app** to master foreign languages. The system can **translate** thousands of vocabulary words instantly. It also teaches her how to **pronounce** native sounds correctly using audio tools."

📦 WORD BANK & DRILL

- app / application / software / program
- to translate / to convert languages / to interpret
- to pronounce / to articulate words / to say aloud

🎧 LISTEN & REPEAT

- **Man:** "How do you study language?"
- **Woman:** "I use an app on my phone."
- **Man:** "What does the app do?"
- **Woman:** "It teaches vocabulary. It has over 20 languages."
- **Man:** "Really? What languages does it teach?"
- **Woman:** "It teaches many languages. French, Spanish, Japanese, and lots more."
- **Man:** "How does it work?"
- **Woman:** "Just type in a word in English, and it shows the translation."
- **Woman:** "It also pronounces the words, and gives example sentences."

🧠 LOGICAL SPEAKING CHALLENGE

Your Challenge:

Question: How does the application help her study efficiently?

- *Main Idea:* The platform functions as an all-in-one digital tutor.
- *Features:* It increases her knowledge base because it provides translations and definitions...
- *Audio:* ...and it helps her speaking confidence because it pronounces the vocabulary words clearly.

Full Answer: "The app helps her because it teaches vocabulary, translates words, and..." _____

🌎 THE MIRROR: MY PERSONAL ROUTINE

(Let's look at your reality. How do you handle your career, habits, and tech tools?)

🔑 Key Daily Factors: My Reality

Area of Life	My Habits (In English):
My Job/Occupatio	= I work as an educator / I manage my own professional business.
My Fitness & Diet	= I try to watch what I eat / I enjoy sweets but I love walking.
My Digital Tools	= I constantly use applications on my smartphone to study and work.

Now, answer using the correct Present Simple verbs:

1. **WHERE** do you usually work, and **HOW** do you use technology to improve your daily skills?
    - *Answer:* I usually work at _____. To improve my skills, I always use **an app that teaches** _____ because it helps me...

🔥 THE FINAL CHALLENGE (The Third Person):

- "Think about a family member: My _____ *(e.g., sister/brother/husband)* lives in _____ and he/she **works as a** _____."

🔄 DYNAMIC TRANSFORMATION DRILL

Teacher Ly Presents

Change the sentence from "I" to the "Third Person" (He / She / It) and secure the proper endings:

1. **Teacher:** "I use an app every morning." ➔ **Student:** "She **uses** an app every morning."
2. **Teacher:** "I study a lot of vocabulary." ➔ **Student:** "He **studies** a lot of vocabulary."
3. **Teacher:** "I work in an office." ➔ **Student:** "She **works** in an office."
4. **Teacher:** "I teach English using a logical map." ➔ **Student:** "The teacher **teaches** English using a logical map."

REAL LISTENING: Sophy at the Fashion Show

SCENE 1 – THE RUNWAY

1. OBSERVE & READ

Read the description of the scene. Pay attention to the words in bold:



"The lights are bright as Sophy steps onto the **runway**. She is a famous model known for her elegance. Sophy has beautiful, curly brown hair that bounces as she walks, and expressive brown eyes. She is wearing a stunning navy blue dress with sequins that sparkle under the spotlights. The audience is sitting on both sides, watching her every move. Sophy looks very **confident** and professional as she strikes a pose for the photographers at the **fashion show**."

WORD BANK & DRILL

Teacher Ly Presents

Repeat aloud with your teacher:

- runway / platform / stage / spotlights
- confident / professional / elegant / famous
- fashion show / designer / new collection / outfit

🎧 LISTEN & REPEAT

- "Sophy is a famous model. She has curly brown hair."
- "She is beautiful and confident. She walks on the runway today."

🧠 LOGICAL SPEAKING CHALLENGE

Connect the actions to the reasons naturally (Who ➔ Where ➔ Why).

Example:

Question: Why is she on the stage?



- *Who:* Sophy, the famous model.
- *Where:* On the runway at a fashion show.
- *Why:* To showcase a designer's new dress.

Full Answer: "Sophy is on the runway because she needs to showcase a designer's new dress."

Your Turn:

Question: What is the situation on the runway?

- *Who (Describe her hair and eyes):* The elegant model with curly brown hair and brown eyes...
- *What:* ...is wearing a sparkling navy blue dress...
- *Vibe:* ...and she feels very confident under the spotlights.

Full Answer: _____

🌎 THE MIRROR: CONFIDENCE AND STYLE

(Now, let's look at your reality. You don't need a runway to show style and confidence in your daily life.)

🔑 **Key Reasons: Looking and Feeling Good** *(Read the options, check the meanings in English, and choose your favorite!)*

Why? (The Reason)	Meaning / Synonym (In English):
To feel more confident	= To believe in myself and my potential.
To show my personality	= To express who I am through my choices or clothes.
To dress for a special night	= To wear elegant clothes for an important event.
To respect my comfort	= To choose clothes and styles that make me feel good.

Now, answer about your life using your Key Reasons:

1. When you have an important meeting or event, **WHAT** style of clothes makes you feel most confident?
    - *Answer:* I prefer to wear _____ because _____.

🔥 THE FINAL CHALLENGE:

- "When I look at myself in the mirror, **I feel confident when I** _____."

🏋️‍♀️ SCENE 2: SOPHY'S HABITS (GYM & FOOD)

1. OBSERVE & READ



"To stay confident and healthy, Sophy maintains a strict routine. Every morning, she goes to the gym for a **workout**. Sophy is lifting a purple **dumbbell** to strengthen her muscles. She is wearing a bright teal tank top and comfortable leggings. Sophy is not alone; other people are also exercising on **treadmills** in the background. Besides exercise, she follows a **healthy diet**. She eats lots of vegetables, fruits, and protein to keep her energy high."

📦 WORD BANK & DRILL

Repeat aloud: dumbbell / workout / treadmill / healthy diet / strength / balance / muscles

---

Teacher Ly Presents

🧪 GRAMMAR DRILL: THE 3rd PERSON REFRESHER

Remember to add "-s" or "-es" for Sophy (She):

- I exercise. ➔ **She exercises.**
- I go to the gym. ➔ **She goes to the gym.**
- I believe in balance. ➔ **She believes in balance.**

🧠 LOGICAL SPEAKING CHALLENGE

Your Challenge:

- *Question:* Why does Sophy look so determined at the gym?
- *Main Idea:* Health maintenance.
- *Who:* The professional model...
- *What:* ...is lifting weights and working out...
- *Why:* ...because she needs to maintain a strict routine to stay strong for her long days on the runway.
- *Full Answer:* "Sophy looks determined because..."

_____

🥗 SCENE 3 – HEALTHY EATING

1. OBSERVE & READ



"After her gym session, Sophy prepares a nutritious meal. She sits at a wooden table filled with a colorful variety of fresh produce. In front of her, there is a large glass bowl of **vegetables**, including broccoli, peppers, and tomatoes. She also has a plate of sliced fruits like strawberries and kiwi. To stay hydrated, Sophy drinks plenty of water with a slice of lemon. Sophy knows that a **balanced** diet is the key to a **healthy** body."

🎧 LISTEN & REPEAT

- "Sophy eats healthy food every day. She likes fruit and vegetables."
- "She drinks a lot of water. Sometimes, she eats pizza with her friends. She believes in balance."

LOGICAL SPEAKING CHALLENGE

Your Challenge:

Question: Why does Sophy drink water with lemon instead of soda?

- *Main Idea:* Clean nutrition.
- *Who:* Sophy...
- *What:* ...prefers drinking natural water with lemon...
- *Why:* ...because she wants to stay hydrated and get vitamins for a healthy body and glowing skin.

Full Answer: "Sophy drinks water with lemon because..."

_____

👯 Scene 4 – TIME WITH FRIENDS

1. OBSERVE & READ



"After a long week of runway shows and gym workouts, Sophy loves to socialize. On Friday night, she meets her friends at a cozy restaurant. They are sitting at a large table, laughing and chatting about their week. Sophy is wearing a simple black top and looks very **relaxed**. They are sharing a delicious pizza and drinking colorful cocktails. For Sophy, **spending time** with people she loves is the best way to recharge her batteries."

📦 WORD BANK & DRILL

spend time / laugh / relaxed / cozy restaurant / warm atmosphere / recharge / socialize

---

🧠 LOGICAL SPEAKING CHALLENGE

Your Challenge:

Question: Why is a balance between work and friends important for Sophy?

- *Main Idea:* Mental rest.
- *Who:* The famous model...
- *What:* ...needs to socialize, laugh, and eat pizza with friends...
- *Why:* ...because she needs a low-pressure environment to relax and recharge her energy after a difficult week of work.

Full Answer: "Socializing with friends is important for Sophy because..."

_____



🌍 THE MIRROR: MY PERSONAL BALANCE

🔑 Key Reasons: Recharging My Batteries

Why? (The Reason)	Meaning / Synonym (In English):
To reduce stress	= To clear my mind after a difficult week of work.
To have fun with friends	= To talk, laugh, and share good moments with people.
To enjoy my favorite food	= To eat things I love without worrying about a diet.

Answer using Contrast Frames to compare your life with Sophy's:

1. Sophy exercises every morning to stay fit, but I prefer to _____ during my free time.
2. She loves to spend time with friends on Friday nights, and I usually _____ on the weekend.

1. How Often? (Sophy and Her Team)

Look at the table below. It shows the habits of Sophy and her stylists, Kim and Greg.

	Be late for rehearsals	Drink green tea	Exercise
Sophy	never	always	often
Kim & Greg	sometimes	rarely	often
You			

Example:

- **Sophy**: *Sophy is never late for rehearsals. She always drinks green tea. She often exercises. She usually watches fashion shows and she never smokes.*

Your Turn (Write about Kim & Greg):

- **Kim & Greg**:
  _____

Your Turn (Write about yourself):

- **I**: _____

Teacher Ly Presents

2. Sophy's Professional Profile

Complete the story about Sophy's career. Choose the correct verb and use the right form (remember to add **-s** or **-es** for Sophy!).

Verbs: *be, travel, walk, wear, love, live, model, say, read, go*

Sophy 1) **is** a famous plus-size model. She 2) _____ in Milan but 3) _____ all around the world for fashion weeks. She 4) _____ beautiful designer clothes on the runway. Many people 5) _____ she is an inspiration. Sophy 6) _____ plus-size outfits for top brands. She often 7) _____ on the catwalk in front of hundreds of people. She 8) _____ to high-end events with her team. She also 9) _____ many fashion magazines to stay updated. I 10) _____ her style very much because she 11) _____ very confident.

---

3. Logical Speaking: The Runway Web

Connect a **habit** with a **reason** to explain Sophy's professional life.

Example Question: Why does Sophy always arrive early at the studio?
Example Answer: "Sophy **always arrives** early because she **is** a professional model and she **needs** to do her hair and makeup before the show."

Your Turn: Question: Why does Sophy usually watch other fashion shows?
Answer:

_____

Teacher Ly Presents

4. The 5 W's: The Big Fashion Show



👗 NARRATIVE READING: THE BIG FASHION SHOW

"The room is filled with excitement and applause. Sophy, the famous model, is walking down the runway with a powerful smile. She is wearing a stunning navy-blue dress covered in sparkling sequins that catch the stage lights. The audience is watching her move as she showcases the new collection. It is a major event in Los Angeles during the Winter Collection premiere."

---

1. STUDY THE STRATEGY:

- **WHO:** Sophy, the famous plus-size model.
- **WHAT:** Walking down the runway showcasing a new collection.
- **WHERE:** At a major fashion show in Los Angeles.
- **WHEN:** During the Winter Collection premiere.
- **WHY:** Because she is the lead model for the brand's big event.

Full Story Connection: "Sophy is walking on the runway in Los Angeles during the Winter Collection premiere because she is the lead model for the brand."

---

2. YOUR TURN (The Photo Shoot Event):

Now, imagine Sophy is posing for a photographer in a beautiful outdoor beach location in Miami on a sunny Saturday morning to create photos for a new magazine cover.

- **WHO:** _____
- **WHAT:** _____
- **WHERE:** _____
- **WHEN:** _____
- **WHY:** _____
- *Full Answer:* "Sophy is..."
  _____

Teacher Ly Presents

🎧 REAL LISTENING: Daily Life & Frequency

🎬 CONVERSATION 1: WEEKEND PLANS

1. OBSERVE & READ

Read the description of the scene. Focus on the bold words:



"A woman is planning her free time. She is thinking about relaxation spots like the beach and a quiet public park. She **usually** prefers to stay home to rest, but **sometimes** she goes out to enjoy nature. She **rarely** visits the lake because it is too far from her neighborhood."

📦 WORD BANK & DRILL

Repeat aloud with your teacher:

- usually / most of the time / generally
- sometimes / occasionally / from time to time

Teacher Ly Presents

🎧 LISTEN & REPEAT

- **Man:** "What do you do on the weekend?"
- **Woman:** "I usually stay home, but sometimes I go out."
- **Man:** "Oh, where do you go?"
- **Woman:** "Sometimes I go to the beach. Sometimes I go to the park."
- **Man:** "I often go there too. Do you ever go to the lake?"
- **Woman:** "No, very rarely. It is too far from my house."

🧠 LOGICAL SPEAKING CHALLENGE

Connect the choice of location to the distance and frequency.

- *Question:* Does she go to the lake often?
- *Main Idea:* No, she almost never visits that location.
- *Why:* Because the geographical distance is too great from her house.
- *Full Answer:* "No, she rarely goes to the lake because it is too far, so she usually stays home."

🎬 CONVERSATION 2: DINNER HABITS

1. OBSERVE & READ



"A person is preparing a fresh meal in the kitchen, cooking healthy vegetables in a hot pan. She tries to maintain good habits, so she cooks a nutritious **soup** or vegetables. On occasion, she prepares a **stir-fry**, but she doesn't eat it often because it contains more oil."

📦 WORD BANK & DRILL

- soup / broth / warm liquid meal
- stir-fry / pan-fried vegetables / sautéed food
- healthy / nutritious / balanced / wholesome

🎧 LISTEN & REPEAT

- **Man:** "What do you usually have for dinner?"
- **Woman:** "I try to eat healthy, so I usually cook vegetables."
- **Man:** "Really. What kind of stuff do you make?"
- **Woman:** "Sometimes I make soups. Sometimes I make stir-fry."
- **Man:** "Stir-fry! That's not very healthy."
- **Woman:** "I know, but I don't eat it often."

🧠 LOGICAL SPEAKING CHALLENGE

Your Challenge:

Question: Is stir-fry her main everyday meal?

- *Main Idea:* No, her nutritional focus is on healthier alternatives.
- *Frequency:* She prepares pan-fried dishes only occasionally...
- *Why:* ...because her primary goal is to maintain a healthy diet with vegetables and soups.

Full Answer: "She usually cooks vegetables or soup because she tries to eat healthy food, so she..." _____

🎬 CONVERSATION 3: COMMUTE TO WORK

1. OBSERVE & READ



"Two professionals discuss their morning commute. The man **never** takes public transportation; he **always drives** his private automobile. In contrast, the woman **rarely** uses a vehicle. She prefers to **walk** on foot because her residence is located near the office building."

📦 WORD BANK & DRILL

- to drive / to operate a vehicle / to commute by car
- to walk / to go on foot / to stroll / to pedestrianize
- commute / travel to work / transit / route

Teacher Ly Presents

🎧 LISTEN & REPEAT

- **Woman:** "Do you take the bus to work?"
- **Man:** "No, I never take the bus. I always drive."
- **Woman:** "Yeah, it's so much easier to drive."
- **Man:** "Do you drive to work?"
- **Woman:** "Actually, I rarely drive. I usually walk to work. I live near the office."
- **Man:** "Lucky you!"

🧠 LOGICAL SPEAKING CHALLENGE

Your Challenge:

Question: Why doesn't the woman drive her car to the workplace?

- *Main Idea:* She reduces vehicle use due to logistical convenience.
- *Location:* Her apartment is located just a short distance from the office...
- *Why:* ...which allows her to save money and walk on foot most of the time.

Full Answer: "She doesn't drive because she lives near the office, so she..."

_____

Teacher Ly Presents

🎬 CONVERSATION 4: MOVIES & TECHNOLOGY

1. OBSERVE & READ



"A woman is watching an entertaining film on her laptop screen. She avoids going to the traditional cinema because ticket prices are too **expensive**. Instead of renting physical DVDs, she prefers to **stream** digital media online using her high-speed internet connection."

📦 WORD BANK & DRILL

- to stream / to watch online / digital playback
- to rent / to borrow / physical copy / DVD
- expensive / high-priced / costly / pricey

Teacher Ly Presents

🎧 LISTEN & REPEAT

- **Man:** "Do you ever go to the movies?"
- **Woman:** "I rarely do. It is too expensive. Do you?"
- **Man:** "No, not often. I usually rent DVDs."
- **Woman:** "Really? I never do that. I usually stream movies."
- **Man:** "Nice. Do you have fast Internet?"
- **Woman:** "Yeah, usually it is fast, but sometimes it's slow."

🧪 GRAMMAR LAB: THE FREQUENCY SCALE

Analyze the logical intensity of each adverb to map your habits correctly:

- 🟢 **ALWAYS (100%)** ➔ *I always drive to work.*
- 🔵 **USUALLY (80%)** ➔ *I usually stay home on weekends.*
- 🟡 **OFTEN (60%)** ➔ *I often go to the park.*
- 🟠 **SOMETIMES (40%)** ➔ *Sometimes I make stir-fry.*
- 🔴 **RARELY / SELDOM (10%)** ➔ *She rarely goes to the cinema.*
- ⚫ **NEVER (0%)** ➔ *I never take the bus.*

🧠 LOGICAL SPEAKING CHALLENGE

Your Challenge:

Question: Why doesn't she go to the cinema theater?

- *Main Idea:* Financial practicality shapes her entertainment choices.
- *Action:* She utilizes modern streaming technology directly from her home laptop...
- *Why:* ...because traditional theater admissions are too expensive for her budget.

Full Answer: "She rarely goes to the movies because it is expensive, so she usually..." _____

🌎 THE MIRROR: MY FREQUENCY PROFILE

(Now, look at your reality. Apply the frequency scale to map your everyday lifestyle.)

🔑 Key Daily Factors: Personal Habits

Area of Life	My Frequency Choices (In English):
Weekend Routine	= I **usually** rest at home / I **often** visit friends / I **sometimes** go out.
Dinner Nutrition	= I **always** try to eat light / I **usually** cook / I **sometimes** order delivery.
Daily Commute	= I **always** drive my car / I **usually** take an Uber / I **never** take the bus.
Media Consumption	= I **always** stream series online / I **never** watch cable TV or buy DVDs.

Answer the structural questions about your personal lifestyle:

1. **HOW OFTEN** do you cook your own meals, and **WHAT** do you usually prepare when you want to be healthy?
    - *Answer:* For dinner, I **usually** _____ because I try to eat healthy, but **sometimes I** _____.
2. **HOW** do you travel to your professional appointments, and **WHY** do you prefer that specific method?
    - *Answer:* To go to work, I **always/usually** _____ because it is _____. I **rarely** _____.

🔥 THE FINAL CHALLENGE:

- "On weekends, I **rarely** _____ because it is _____, so I **usually prefer to** _____."

Teacher Ly Presents

🎯 FINAL FLUENCY CHECK

Read the consolidated statements aloud with dynamic rhythm and perfect pronoun pronunciation:

1. "I usually stay home on the weekend, but sometimes I go to the beach or the park with my friends."
2. "She tries to eat healthy, so she usually cooks vegetable soup and rarely prepares heavy meals."
3. "The man always drives his car to the office, but the woman usually walks because she lives nearby."
4. "She rarely goes to the cinema because it is too expensive, so she always streams movies on her laptop."

🚉🍫 TIME & SCHEDULES: The chocolate train

🚉 SCENE 1 – THE BUS STATION

1. OBSERVE & READ

Read the description of the scene. Focus on the bold words.



"The travelers are at a bus station in a beautiful village in the Swiss Alps. It is a sunny morning, and the passengers are preparing to **board** a large red and cream bus. They are carrying heavy **luggage**, including suitcases and backpacks. One man is showing his ticket to the driver at the door. Other people are waiting in line, checking their phones for the departure time. This bus will take them to the train station, where they will board the Chocolate Train. The **schedule** is very important because the train **leaves** exactly on time."

Teacher Ly Presents

📦 WORD BANK & DRILL

Repeat aloud with your teacher:

- schedule / timetable / departure time / on time
- to leave / to arrive / to board / to wait in line
- early / late / half past eight (8:30)

🎧 LISTEN & REPEAT

- "The visitors arrive at the bus station early."
- "The bus leaves at 8:30. It takes the visitors to the **mountains."**



🧠 LOGICAL SPEAKING CHALLENGE

Connect the travel logistics to the rules of punctuality naturally.

Example:

Question: Why are they at this location?

- *Who:* The passengers and the bus driver.
- *Where:* At a bus stop in the mountains.
- *Why:* To catch a ride to the train station.
- ***Full Answer:*** "The passengers and the driver are at the bus stop to catch

a ride to the train station."

Your Turn:

Question: What are the details of the boarding process?

- *Who (The person standing at the bus door):* A traveler...
- *What:* ...is showing his ticket to the driver...
- *Where:* ...at the entrance of the vehicle.
- ***Full Answer:*** _____

Your Challenge:

Question: Why is the man talking to the driver?

- *Main Idea:* Confirming information.
- *Who:* The anxious traveler...
- *What:* ...is asking a question about the final destination...
- *Why:* ...because he wants to ensure this bus connects with the Chocolate Train schedule.

Full Answer: "The man is talking to the driver because..."

_____

Teacher Ly Presents

🚂 SCENE 2 – THE TRAIN RIDE

1. OBSERVE & READ



"The travelers are now on the Chocolate Train. The train is red and cream, and it is moving along a curved track through the green valley. Outside the window, the view is spectacular. There are small wooden chalets on the hills and high, snow-capped mountains in the distance. The train follows a strict timetable as it winds through the Swiss countryside toward the chocolate factory."

📦 WORD BANK & DRILL

- curved track / green valley / mountains / chalets
- view / scenery / strict timetable / o'clock (9:00)

Teacher Ly Presents



🧠 **LOGICAL SPEAKING CHALLENGE**

Your Challenge:

Question: Why is the train moving slowly during the curves?

- *Main Idea:* Safety and comfort.
- *Who:* The scenic mountain train...
- *What:* ...reduces its speed along the curved tracks...
- *Why:* ...because the mountain path is very steep, and passengers want to take photos of the beautiful scenery safely.

Full Answer: "The train is moving slowly because..."

_____

🍫 SCENE 3 – THE FACTORY TOUR

1. OBSERVE & READ



"The group has arrived at the factory. Inside, they are watching the production line. A massive stream of liquid chocolate flows from a pipe into a large metal vat. Nearby, a conveyor belt carries rows of finished chocolate bars. The visitors are standing behind a railing, watching the process with great interest. The air smells sweet, and the machinery is very modern and clean."

🎧 LISTEN & REPEAT

- "At 11:00, the train arrives at the chocolate factory."
- "There is a guided tour and a presentation."

🧠 LOGICAL SPEAKING CHALLENGE

Your Challenge:

Question: Why is the worker wearing special protective clothes?

- *Main Idea:* Hygiene standards.
- *Who:* The factory worker...
- *What:* ...is wearing a white coat, gloves, and a hairnet...
- *Why:* ...because the company needs to maintain a perfectly clean environment for food production.

Full Answer: "The worker is wearing special clothes because..."

_____

🍽️ SCENE 4 – LUNCHTIME & TASTING

1. OBSERVE & READ



"After the tour, it is time for lunch. The visitors are sitting at wooden tables in the factory's cafeteria. They are eating healthy meals like salads and warm dishes. On the tables, there are also small plates with different types of chocolate samples to taste. Everyone is sharing stories about the tour while they eat together."

📦 WORD BANK & DRILL

noon (12:00 PM) / cafeteria / chocolate tasting / flavors / cocoa percentage / together

Teacher Ly Presents



🧠 **LOGICAL SPEAKING CHALLENGE**

Your Challenge:

Question: Why do they need water between each piece of chocolate?

- *Main Idea:* Cleansing the palate.
- *Who:* The tourists...
- *What:* ...drink a glass of natural water between each sample...
- *Why:* ...because they need to clean their mouth to compare the different percentages of cocoa accurately.

Full Answer: "They drink water between the chocolates because..."

_____

Teacher Ly Presents

🍫 SCENE 5 – THE CHOCOLATE SURPRISE (CONCHING)

1. OBSERVE & READ



"At the end of the day, the visitors get a close look at the final stage. The chocolate in the large vat is being mixed until it is perfectly smooth and shiny. This process is called conching, and it can take many hours. The guide explains that the quality of Swiss chocolate comes from using fresh milk and high-quality cocoa beans. It is a delicious end to a wonderful day trip."

Teacher Ly Presents



🧠 LOGICAL SPEAKING CHALLENGE

Your Challenge:

- *Question:* Why is the chocolate's texture different after 24 hours of mixing?
- *Main Idea:* Refining the texture.
- *Who/What:* The industrial mixer...
- *What:* ...stirs the liquid chocolate continuously for an entire day...
- *Why:* ...because long mixing removes acidic flavors and transforms a grainy texture into a smooth product.
- *Full Answer:* "The chocolate's texture is different now because..."

_____

Teacher Ly Presents

🌎 THE MIRROR: MY RELATIONSHIP WITH TIME

(Let's look at how you manage your daily schedules and routines.)

🔑 Key Reasons: Punctuality and Focus

Why? (The Reason)	Meaning / Synonym (In English):
To respect the schedule	= To arrive exactly at the correct time.
To avoid feeling stressed	= To prepare early so I don't have to run.
To maximize my productivity	= To organize my day to complete all my tasks.

Answer about your habits using specific time prepositions (at, by, before):

1. **WHEN** do you usually wake up, and how do you feel about strict timetables?
    - *Answer:* I wake up exactly **at** _____ AM. I prefer to start my day **before** _____ AM because...

🔥 THE FINAL CHALLENGE:

- "I think being on time is essential because **it helps me to** _____."

Teacher Ly Presents

📝 PRODUCTION WORKRESORT: TIMETABLES & EXERCISES

1. TIME EXPRESSIONS LAB

Review the two ways to say the time in English before completing the table:

Digital	Way 1: The Direct Way	Way 2: The Classic Way
09:15	Nine fifteen	A quarter past nine
11:30	Eleven thirty	Half past eleven
14:45	Two forty-five	A quarter to three
16:05	Four zero-five	Five past four
17:50	Five fifty	Ten to six

---

2. FILL IN THE TRAIN SCHEDULE

Help Sophy and her team organize their trip through Switzerland. Write the ***Classic Expression*** *(Way 2) for each digital time:*

1. **Departure (09:15):** It is _____.
2. **Chocolate Tasting (11:30):** It is _____.
3. **Cheese Factory Tour (14:45):** It is _____.
4. **Arrival in Gruyères (16:05):** It is _____.
5. **Return Train (17:50):** It is _____.

Teacher Ly Presents

3. EXPRESSING COMPLETE THOUGHTS

Connect the action with the reason using time expressions:

- *Question:* What is the group doing at half past eleven (11:30)?
- *Answer:* "At half past eleven, the group is **arriving at the factory because** they want to start the guided tour on time."

🎯 ON BOARD THE CHOCOLATE TRAIN

👥 STEP 1: SEE, DRILL & REPEAT

A) The Narrative *(Listen to your teacher and read the story)*



"The journey is as sweet as the destination. Sophy is sitting comfortably in a luxury train car, surrounded by warm wooden panels and golden lamps. Outside the large window, the majestic Swiss Alps are covered in snow, with green valleys and a winding river below. On the table, there is a plate of gourmet chocolates and a fresh cup of coffee. It is 10:20 AM, and Sophy is smiling because she is enjoying this peaceful moment before arriving at the factory."

Look at the clocks and lines to connect the time expressions naturally:



➔ *Sentence:* It is twenty past ten in the morning, so the train is moving through the mountains.

➔ onto a station platform] ➔ *Sentence:* At five past eleven (11:05 AM), they are stepping onto the historic station platform.

➔ *Sentence:* At half past eleven (11:30 AM), the group is arriving at the chocolate factory.

B) The 3-Step Rule (The Ladder Drill) *(Repeat aloud with your teacher:*

At twenty past ten, she is sitting comfortably, so she is going to finish her hot coffee.

1. **At five past eleven, the passengers are stepping off the train, so they are going to meet the guide.**
2. **At half past eleven, the visitors are arriving at the entrance, so they are going to start the tour.**

C) Substitution Lab *(Change the words quickly!)*

- **Sophy is sitting comfortably inside a luxury train car. ➔ Sophy is sitting comfortably inside a vintage station.**
- **She is eating gourmet chocolates. ➔ She is eating Swiss chocolates.**
- **They are relaxing before the tour. ➔ They are relaxing before the arrival.**

STEP 2: LOOK & GUESS

(Look at the scene, check the hints, and talk about the possibilities using the 5 W's triggers!)



1. **What are the passengers going to do at five past eleven (11:05 AM) when the train stops?**

- **Hints: ➔ step off the train onto the platform to meet their local guide**
  ➔ carry their heavy bags to the historic station reception
- ***Your Answer:*** **They might _____.**

Teacher Ly Presents



2. **Why is Sophy smiling so happily while looking out the large train window?**

- **Hints:**
  ➔ because she is relaxing and enjoying the beautiful snow on the Swiss Alps
  ➔ because the gourmet chocolate and fresh coffee taste delicious
- ***Your Answer:*** **She might be smiling because _____.**

Teacher Ly Presents



3. **Where is the local factory guide going to take the group at half past eleven (11:30 AM)?**
   - **Hints:**
     ➔ take them straight inside the chocolate factory rooms
     ➔ guide them to the local sweet shop to buy chocolate souvenirs
   - ***Your Answer:*** **The guide might _____.**

🥷 STEP 3: YOUR REAL LIFE (THE MIRROR)

A) Input ➔ Output: My Travel Routine *(Answer about your own lifestyle and travel preferences)*

1. **In your real life, what is your favorite morning routine when you are on vacation? *(Do you prefer relaxing with coffee, waking up early to explore, or traveling by train?)***
   - ***Answer:*** **When I am on vacation, my favorite morning routine is _____.**
2. **Why do you think it is important to arrive on time when you book a guided tour or a trip?**
   - ***Answer:*** **I think it is important because**

Teacher Ly Presents

_____.

B) THE FINAL CHALLENGE: The 90-Second Burst *(Teacher: Close the text! Student: Look only at the visual map below, follow the track, and speak until the timer stops!)*

⏱️ **90 Seconds on the clock! Do not stop to correct your mistakes. Let the english flow!**



- **Goal: Use the track to connect your thoughts. Finish your production with your target sentence: ➔ "*When I travel on vacation, I feel happy because I can _____*."**

Teacher Ly Presents

🎧 REAL LISTENING – TIME & SCHEDULE
🎬 CONVERSATION 1: THE MEETING
👥 STEP 1: SEE, LISTEN & SHADOW
A) The Scene Description *(Listen to your teacher and read the scene)*



"Two professionals are coordinating their office schedule. The man looks at a wall clock to track the exact **duration** of an upcoming briefing. The conversation focuses on identifying the precise start time and predicting when the discussion will be **over** so they can manage their afternoon tasks."

Look at the images and expressions to capture the sound without translating:



- **Example 1:** ➔ *Sentence:* The **duration** of the presentation is ninety minutes.
- **Example 2:** ➔ *Sentence:* When the corporate event is **over**, we can leave the room.
- **Example 3:** ➔ *Sentence:* The manager wants to complete the report **by** 7:15 PM.

B) The Conversation (Shadowing & Ladder Drill) *(Listen to the audio dialogue. Then, practice with your teacher using the Ladder Repetition:*

Man: "What time is the meeting?"

- **Woman:** "It starts at 6 o'clock."
- **Man:** "When is it over?"
- **Woman:** "It is over at 7:30."
- **Man:** "Wow! So long!"
- **Woman:** "Well, it might finish by 7:15."

C) Substitution Lab *(Change the words quickly!)*

- It starts at **6 o'clock**. ➔ It starts at **half past six**.
- When is it **over**? ➔ When does it **finish**?
- It might finish by **7:15**. ➔ It might finish by **a quarter past seven**.

🧩 STEP 2: LOOK & GUESS (The Listening Challenge)

(Look at the scene, check the hints, and talk about the possibilities!)



1. **What are the professionals going to do if the office meeting is over early at 7:15 PM?**

- **Hints:**

➔ they might drive home immediately to see their families

➔ they might have a late dinner with some corporate clients

- *Your Answer:* They might _____.

Teacher Ly Presents



2. **Why does the man complain that the scheduled duration is "so long"?**

- **Hints:**

➔ because he is very tired after working all day long

➔ because he has many other office tasks to finish by evening

- *Your Answer:* He might think it's long because _____.

🥷 STEP 3: YOUR REAL LIFE (THE MIRROR)

A) Input ➔ Output: Your Daily Time Management *(Answer about your own work or routine schedules)*

1. In your real life, what time do your daily professional tasks usually finish or end?
    - *Answer:* My daily routine is usually over at _____.
2. When you have a very long appointment, do you prefer it to start early in the morning or late in the afternoon? Why?
    - *Answer:* I prefer it to start _____ because _____.

Teacher Ly Presents

B) THE FINAL CHALLENGE: The 90-Second Burst *(Teacher: Close the text! Student: Follow the visual track below and talk until the timer stops!)*

⏱️ **90 Seconds on the clock! Do not stop to correct your mistakes. Let it flow!**



Goal: Tell the story of the meeting schedule or talk about your own day. Finish with your target block: ➔ "*When I organize my schedule perfectly, I feel happy because I can manage my time _____*."

Teacher Ly Presents

🎬 CONVERSATION 2: SCHOOL SCHEDULE

🕵️ STEP 1: SEE, LISTEN & SHADOW

A) The Scene Description *(Listen to your teacher and read the scene)*



"A student is carefully examining her academic **timetable** for the current semester. She compares her morning workload with her afternoon lessons, tracking the exact gap between her very **first class** of the day and the final buzzer of her **last class**."

📦 WORD BANK & DRILL *(Look at the pictures and repeat each phrase aloud with your teacher)*



Example 1 Example 2 Example 3

➔ schedule / timetable / agenda
➔ first class / morning session
➔ last class / evening session

Teacher Ly Presents

B) The Conversation (Shadowing & Ladder Drill) *(Listen to the audio dialogue. Then, practice with your teacher using the Ladder Repetition:*

Man: "When is your first class?"

- **Woman:** "It is at 8:30."
- **Man:** "Me too! When is your last class?"
- **Woman:** "My last class is at 3:45."
- **Man:** "When does it finish?"
- **Woman:** "At 5:15."

C) Substitution Lab *(Change the words quickly!)*

- When is your **first class**? ➔ When is your **opening lesson**?
- It is at **8:30**. ➔ It is at **half past eight**.
- My last class is at **3:45**. ➔ My last class is at **a quarter to four**.

STEP 2: LOOK & GUESS (The Timetable Challenge)

(Look at the scene, check the hints, and talk about the possibilities!)



1. **Does the student finish her academic timetable early in the day?**
    - **Hints:**

Teacher Ly Presents

➔ no, she doesn't finish early because her requirements keep her busy until late afternoon
➔ no, her final block of instruction does not end until a quarter past five (5:15 PM)

- *Your Answer:* No, she doesn't finish early. Her classes start at 8:30 and she only _____.





2. **What are the students going to do during the gap between classes at lunchtime?**
    - **Hints:**

➔ they might eat a quick lunch at the school cafeteria
➔ they might study together in the quiet library

- *Your Answer:* During the gap, they might _____.

Teacher Ly Presents

🧍 STEP 3: YOUR REAL LIFE (THE MIRROR)

A) Input ➔ Output: Your Ideal Timetable *(Answer about your own preferences and educational/work background)*

1. In your real life, what time do you prefer to start your first important activity of the day? Why?
    - *Answer:* I prefer to start at _____ because _____.
2. Do you like a tightly packed schedule with no gaps, or do you prefer to have free blocks of time to rest?
    - *Answer:* I prefer a schedule with _____ because _____.

B) THE FINAL CHALLENGE: The 90-Second Burst *(Teacher: Close the text! Student: Follow the visual roadmap and describe your dream daily routine until the timer stops!)*

⏱️ **90 Seconds on the clock! Do not stop to correct your mistakes. Just flow!**



Goal: Use the blocks to connect your speech. End your output with the target thought: ➔ *"When the final buzzer sounds and my day finishes, I like to relax by _____."*

08:45	It is **quarter to** nine.	15 minutes *before* 9:00
05:15	It is **quarter past** five.	15 minutes *after* 5:00

Teacher Ly Presents

🎬 CONVERSATION 3: TELLING TIME (HALF PAST)

👥 STEP 1: SEE, LISTEN & SHADOW

A) The Scene Description *(Listen to your teacher and read the scene)*



"A pedestrian stops to ask for the exact time on the street. The woman uses traditional native time expressions, creating a momentary confusion. They discuss how a thirty-minute interval is equivalent to a **half**, establishing a clear link between conversational shortcuts and numerical clock data."

📦 **WORD BANK & DRILL**

Look at the clocks to master the native division of time:



➔ *Sentence:* When the clock shows 10:30, native speakers say it is **half past ten**.

➔ *Sentence:* The expression **half past seven** means the hands traveled 30 minutes past 7:00.

B) The Conversation (Shadowing & Ladder Drill) *(Listen to the audio dialogue. Then, practice with your teacher using the Ladder Repetition:*

- Man: "Excuse me. What time is it?"
- Woman: "It is half past ten."
- Man: "I'm sorry, I don't understand."
- Woman: "Oh, it is 10:30."
- Man: "Oh, thanks. Half past ten means 10:30?"
- Woman: "Yes, it does."
- Man: "So half past seven means 7:30."

C) Substitution Lab
(Change the words quickly!)

- It is **half past ten**. ➔ It is **half past seven**.
- Half past ten means **10:30**. ➔ Half past seven means **7:30**.

🧩 STEP 2: LOOK & GUESS (The Time Expression Challenge)

(Look at the scene, check the hints, and talk about the possibilities!)

1. **Why does the pedestrian look temporarily confused on the street?**

- **Hints:**

➔ because he only understands digital numbers and does not know native terms

➔ because the woman speaks too fast and uses a strange synonym

- *Your Answer:* He looks confused because _____.

2. **What is the pedestrian going to do after he learns that half past ten means 10:30?**
    - **Hints:**

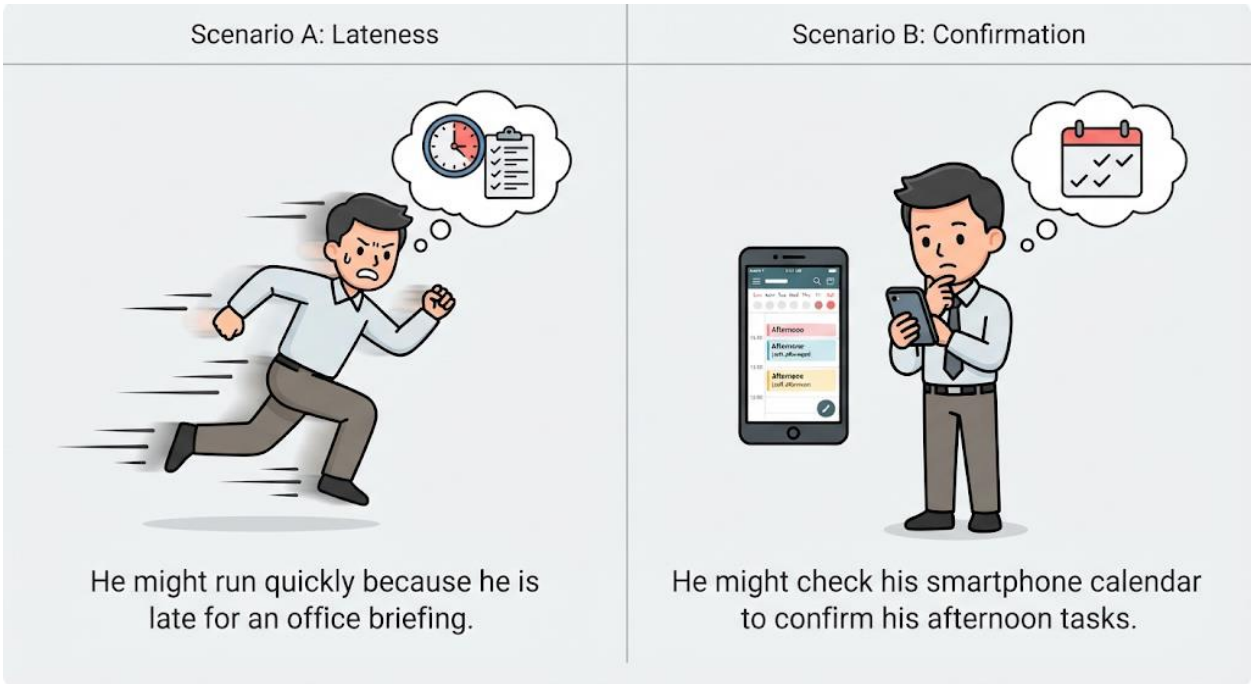

    - *Your Answer:* After that, he might _____.

Teacher Ly Presents

🎬 CONVERSATION 4: THE BUS SCHEDULE

🕵️ STEP 1: SEE, LISTEN & SHADOW

A) The Scene Description *(Listen to your teacher and read the scene)*



"A commuter is waiting at a transit stop, analyzing the local transport grid. He has to evaluate multiple departure windows, choosing between a **quarter past** an hour and a **quarter to** the next, balancing his travel time against a strict class appointment."

Teacher Ly Presents

📦 WORD BANK & DRILL

Look at the quarters of the clock face to capture the logic instantly:

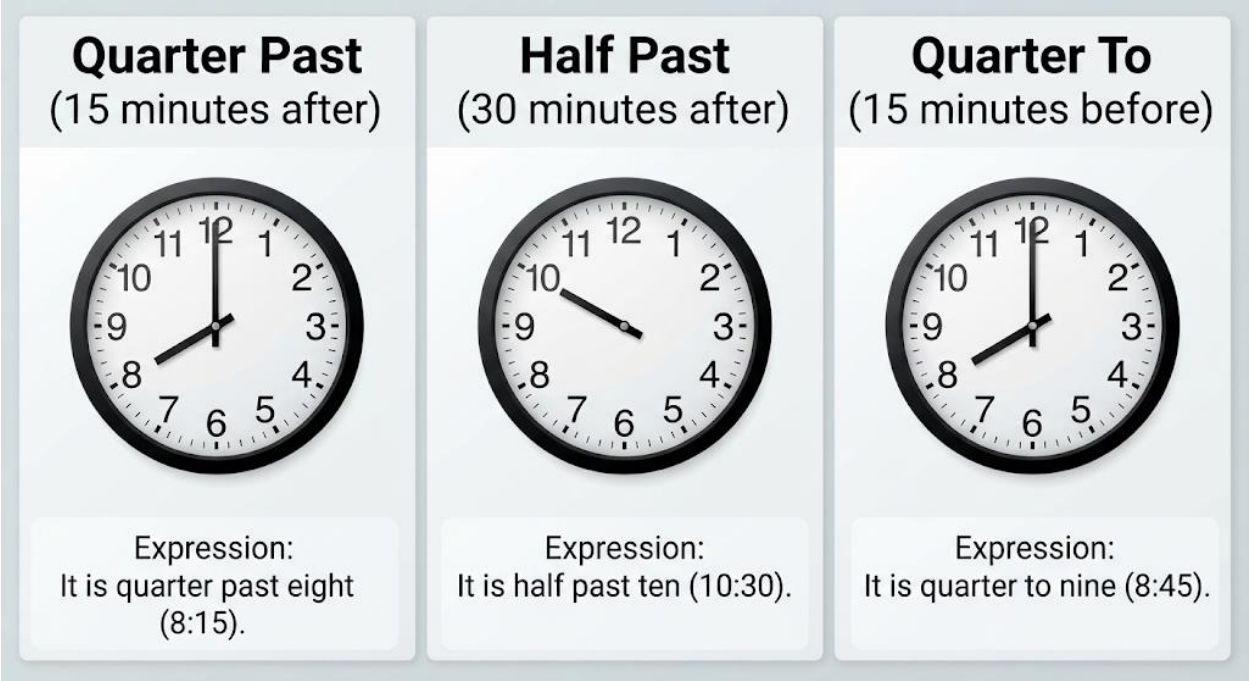

B) The Conversation (Shadowing & Ladder Drill)

- **Man:** "When is the next bus?"
- **Woman:** "It is at quarter past eight (8:15)."
- **Man:** "8:15! That's too early. When is the next one?"
- **Woman:** "The next bus is at quarter to nine (8:45)."
- **Man:** "8:45. OK, I can take that one."
- **Woman:** "There is also one at 9:15."
- **Man:** "9:15 is too late. I have class at 9:30."

C) Substitution Lab (Flexibilidade Rápida)

- It is at **quarter past eight**. ➔ It is at **quarter to nine**.
- I have class at **9:30**. ➔ I have a meeting at **half past nine**.

🚌 STEP 2: LOOK & GUESS (The Transit Challenge)

1. **Why does the commuter reject the 9:15 bus option?**

- **Hints:**



Reason 1: His class starts promptly at 9:30 a.m., so taking this bus would create a scheduling conflict.
Reason 2: This bus would make him arrive very late for his appointment.

- _____.

🧠 STEP 3: YOUR REAL LIFE (THE MIRROR)

A) Input ➔ Output: Your Daily Schedule Profile *(Think about your own reality and professional tasks using native time concepts)*

1. WHAT TIME does your professional or educational routine officially start, and WHEN is it completely over?
   - **Answer:** My daily routine usually starts at quarter past / half past _____ and it is completely over by _____ because...
2. IF you have an important meeting scheduled for quarter to three (2:45 PM), what time do you need to prepare your materials?
   - **Answer:** If my meeting is at quarter to three, I need to organize my files by quarter past / half past _____ so I can be 100% ready.

B) THE FINAL CHALLENGE: The 90-Second Productivity Burst *(Teacher: Close all text windows! Student: Look only at the visual roadmap and speak!)*

⏱️ **90 Seconds on the clock! Do not stop to correct your mistakes. Just flow!**



➔ *"I am highly productive during the day! My first task begins at _____ and I usually stop to rest at _____."*

🎯 **FINAL FLUENCY CHECK**

(Teacher: Open this final slide. Student: Read the consolidated statements aloud with dynamic speed, perfect rhythm, and absolute chronological precision!)

1. 📢 *"The executive session starts at **six o'clock**, but the team hopes it will finish by **a quarter past seven**."*
2. 📢 *"Her first academic lecture is at **half past eight**, and her last class doesn't finish until **a quarter past five**."*
3. 📢 *"When the clock shows **ten-thirty**, native speakers usually say it is **half past ten**."*
4. 📢 *"He avoids the late bus because his class begins at **half past nine**, so he boards the coach at **a quarter to nine**."*

Teacher Ly Presents

🏙️ CITY LIFE: THE BUSY STREETS
🚦 SCENE 1 – THE BUSY CROSSING
1. OBSERVE & READ
Read the description of the scene. Focus on the bold words:



"The city is full of energy and constant movement. High **skyscrapers** reach toward the clouds on both sides of the wide avenue. Down on the street, there is a lot of **heavy traffic**. Many bright yellow taxis and black cars are driving slowly through the intersection. On the **sidewalk**, a large crowd of **pedestrians** is walking quickly to work. Some people are crossing the street at the **crosswalk**, while others wait for the **traffic lights** to change."

📦 WORD BANK & DRILL

Repeat aloud with your teacher:

- **Places & Structures:** skyscrapers / tall buildings / downtown / urban center
- **Street & Traffic:** heavy traffic / traffic jam / intersection / crosswalk
- **People & Movement:** pedestrians / commuters / crowd / sidewalk

---

🎧 LISTEN & REPEAT

- "The city is very busy today. Look at the tall skyscrapers."
- "There is a lot of traffic on the main street. People walk quickly on the sidewalk."



Teacher Ly Presents

🎬 SCENE 2: THE MAIN SQUARE (The Quiet Oasis)

1. OBSERVE & READ

Read the description of the scene. Focus on the bold words:



"Just a few blocks away, the atmosphere changes completely in the **main square**. This is a pedestrian zone where cars are not allowed. In the center, a beautiful **fountain** splashes water into the air, creating a relaxing sound. People are sitting on wooden **benches**, talking or reading books. Next to the fountain, customers sit under umbrellas and enjoy their coffee. Tall palm trees make this square feel like an oasis."

📦 WORD BANK & DRILL

- **Places:** main square / pedestrian zone / green gardens / park
- **Elements:** fountain / wooden benches / umbrellas / cafe
- **Actions:** to rest / to relax / to chat / to clear the mind

🧪 GRAMMAR LAB: THERE IS vs. THERE ARE

Observe the difference between singular and plural descriptions in the city:

- **Singular (There is): There is** a beautiful fountain downtown. / **There is** a small park next to the street.
- **Plural (There are): There are** many benches in the square. / **There are** pedestrians on the crosswalk.

🌎 THE MIRROR: MY URBAN LIFE

(Let's look at your reality. How do you feel about the environment around your home or workspace?)

🔑 Key Reasons: Urban Preferences *(Read the options, check the meanings in English, and choose your favorite!)*

Why? (The Reason)	Meaning / Synonym (In English):
To enjoy the quiet atmosphere	= To relax in a silent place without the noise of traffic.
To appreciate the urban energy	= To feel motivated by the movement, shops, and crowds.
To save time on commute	= To live close to everything to avoid traffic jams.

Now, answer about your city using the Grammar Lab structures:

1. **WHAT** is the infrastructure like near your house? Is it a busy street or a quiet area?
    - *Answer:* Near my house, **there is a** _____ and **there are many** _____.

🔥 THE FINAL CHALLENGE:

- "When I want to rest after a difficult day of work, **I prefer to go to** _____ because _____."

📝 PRODUCTION WORKRESORT: DIRECTIONS & PLACES

1. URBAN REACTION DRILL

Identify the location based on the description provided by your teacher:

1. *"I see a massive traffic jam and loud car horns."* ➔ **"It's a _____!"**
2. *"I see people sitting under umbrellas drinking espresso near a fountain."* ➔ **"It's the _____!"**
3. *"The pedestrian light turns green and a crowd walks."* ➔ **"It's a _____!"**

---

2. DOWNTOWN LOS ANGELES MAP LAB

Complete the spatial locations using the correct prepositions of place:
(Prepositions: next to / across from / in front of / between)

1. The skyscraper is _____ *(across from)* the central park.
2. The bus stop is _____ *(in front of)* the modern museum.
3. The luxury hotel is _____ *(between)* the bank and the Italian restaurant.
4. The wide sidewalk is _____ *(next to)* the busy street.

---

3. THE REASON CONNECTION

Connect the location with the logical human purpose:

- *Question:* Why are the people waiting at the bus stop?
- *Answer:* "The people are waiting at the bus stop **because** their vehicle arrives at a quarter past six and they need to go home after work."

Teacher Ly Presents

🎯 THE 5 W's FRAMEWORK: HOLLYWOOD WALK OF FAME



"Hollywood Boulevard is alive with energy today. The sun is shining on the famous pink stars embedded in the sidewalk. Tourists from all over the world are walking slowly, looking for their favorite celebrities. In the center, a woman is kneeling down to take a picture of Marilyn Monroe's star. Nearby, a family is smiling as their young son points at Tom Hanks' star. It is a perfect day to explore the history of cinema."

- *Full Story Connection:* "The family is walking on the Hollywood sidewalk on a sunny Saturday afternoon because they are tourists looking for celebrity stars."

---

2. YOUR TURN (The Woman in the Center):
Describe the specific action of the woman kneeling down on the pavement.

- *Full Narrative Connection:* "The woman is..."

  _____

Teacher Ly Presents

🗺️ INTERACTIVE MAP CHALLENGE: GIVING DIRECTIONS



Help a lost traveler navigate downtown using professional commands **(Go straight / Turn right / Turn left / It's on the corner).**

Question: Excuse me, how do I get to the Italian restaurant from the hotel?

- *Answer:* "Leave the hotel, go straight for _____ block(s), then turn _____ at the corner. The restaurant is next to the _____."

Teacher Ly Presents

ELLLO - Beginner English - A1 -There is / There are

🏨 CONVERSATION 1: AT THE HOTEL

1. OBSERVE & READ

Read the description of the scene. Focus on the bold words:



"A **guest** is checking the amenities inside a large hotel building. He wants to know if there are specific facilities available for wellness activities. The receptionist explains that a fitness center is open on the lower levels, and an outdoor swimming pool is situated directly on top of the **roof**, although the property lacks a dedicated **changing room**."

📦 WORD BANK & DRILL

Repeat aloud with your teacher:

- guest / visitor / customer / lodger
- roof / top of the building / terrace / upper deck
- changing room / locker room / dressing area

Teacher Ly Presents

🎧 LISTEN & REPEAT

- **Man:** "Excuse me, is there a gym in the hotel?"
- **Woman:** "Yes, there's one on the first floor."
- **Man:** "Great! And is there a pool?"
- **Woman:** "Yes, there's a pool on the roof."
- **Man:** "Is there a changing room up there?"
- **Woman:** "No, there isn't, but there's a restroom."

🌳 CONVERSATION 2: IN THE TOWN

1. OBSERVE & READ



"A resident is describing the entertainment layout of her urban area. The town features a commercial **mall** for shopping, a cinema for entertainment, and multiple green spaces. The highlight of the area is a **huge** public park that includes a botanical garden and a massive parking zone located directly **across the street**."

Teacher Ly Presents

📦 WORD BANK & DRILL

- mall / shopping center / commercial complex
- huge / enormous / massive / gigantic / very large
- across the street / on the opposite side / facing the building

---

🎧 LISTEN & REPEAT

- **Man:** "So, what is there to do in your town?"
- **Woman:** "Well, there is a mall, a cinema, and there are a few parks."
- **Man:** "Oh, parks, nice. I love nature. Which one do you recommend?"
- **Woman:** "I think Central City park is the best. There's a huge garden there."
- **Man:** "Is there parking nearby?"
- **Woman:** "Yeah, there's a huge parking lot across the street."

🍊 CONVERSATION 3: IN THE KITCHEN

1. OBSERVE & READ



"A hungry person is inspecting the kitchen area to find an immediate meal. He searches the inside of the cold **fridge**, discovering prepared pasta and basic sandwich ingredients. Afterward, the woman directs him to look for the fresh loaf of bread stored inside a wooden storage **cupboard**."

📦 WORD BANK & DRILL

- fridge / refrigerator / cooling appliance
- stuff / items / ingredients / components
- cupboard / kitchen cabinet / pantry / storage shelves

Teacher Ly Presents

🎧 LISTEN & REPEAT

- **Man:** "What is there to eat?"
- **Woman:** "Ah, there is some pasta in the fridge."
- **Man:** "Mm, I just had pasta for lunch. What else is there?"
- **Woman:** "Well, there is some stuff to make sandwiches."
- **Man:** "That will do. Where is the bread?"
- **Woman:** "There's some in the cupboard I think."

🧪 GRAMMAR LAB: EXISTENCE & PREPOSITIONS

Master the mechanics of "There is/are" and spatial positioning:

Quantity Concept	Structure	Practical Placement (Prepositions)
Singular (1 item)	**There is** a gym...	...**on** the first floor. *(Surface/Level)*
Singular (1 item)	**There is** a pool...	...**on** the roof. *(Top Surface)*
Plural (2+ items)	**There are** a few parks...	...**in** the town. *(Inside a boundary)*
Uncountable (Mass)	**There is** some bread...	...**in** the cupboard. *(Inside furniture)*
Opposite Position	**There is** a parking lot...	...**across the street**. *(Facing side)*

Teacher Ly Presents

🎓 CONVERSATION 4: AT THE SCHOOL

1. OBSERVE & READ



"A school campus welcomes several international **exchange students** who are studying abroad this term. The international group is quite diverse, consisting of a single participant from Italy and **a few** individuals from France, who all happen to come from the city of Lyon instead of the capital."

📦 WORD BANK & DRILL

- exchange student / international student / foreign scholar
- a few / a small group / several / a handful (3 or 4)
- origin / hometown / point of departure

🎧 LISTEN & REPEAT

- **Man:** "Are there any exchange students at your school?"
- **Woman:** "Yes, there are a few. What countries are they from?"
- **Woman:** "Ah, let's see. There is one student from Italy, and there are a few students from France."
- **Man:** "Oh, cool. Is there anyone from Paris?"
- **Woman:** "No, they are all from Leon!"

🌎 THE MIRROR: MY SURROUNDINGS & ASSETS

(Let's look at your reality. How do you describe existence and locations in your everyday life?)

🔑 Key Environmental Factors: My Workspace & City

Category	The Reality of My Infrastructure (In English):
My Workspace Buildings	= **There is** a modern gym inside / **There is** a shared kitchen space on my floor.
My Town Commodities	= **There are** a few commercial malls nearby / **There is** a massive public park.
My Kitchen Resources	= **There is always** healthy food in my fridge / **There is** organic coffee in my cupboard.

Now, answer using the proper singular and plural structures:

1. **WHAT** interesting places or commodities are there to visit or use around your neighborhood or office?
    - *Answer:* Around my office/house, **there is a** _____ and **there are a few** _____ because the area is very...
2. **WHEN** you open your refrigerator or pantry today, **WHAT** resources are available to make a quick, healthy meal?
    - *Answer:* Inside my kitchen, **there is some** _____ in the fridge, and **there is also** _____ in the cupboard.

🔥 THE FINAL CHALLENGE:

- "In my city, **there is a huge** _____ located directly **across the street from** _____."

🔄 DYNAMIC STRUCTURAL DRILL

Respond instantly with absolute grammatical accuracy using "There is a..." or "There are a few..." as prompted by the item:

1. **Teacher:** "Gym" ➔ **Student:** "**There is** a gym."
2. **Teacher:** "Excellent restaurants" ➔ **Student:** "**There are** a few excellent restaurants."
3. **Teacher:** "International guest" ➔ **Student:** "**There is** an international guest."
4. **Teacher:** "Storage cupboards" ➔ **Student:** "**There are** a few storage cupboards."
5. **Teacher:** "Enormous parking lot" ➔ **Student:** "**There is** an enormous parking lot."

🎯 FINAL FLUENCY CHECK

Read the consolidated environmental descriptions aloud with absolute speed and rhythmic fluency:

1. "There is a modern fitness gym on the first floor and a beautiful pool located on the roof deck."
2. "There are a few green parks in my town, and there is a huge parking zone across the street."
3. "The ready pasta is in the cold fridge, and the fresh sandwich bread is inside the kitchen cupboard."
4. "There is one student from Italy, and there are a few foreign exchange scholars from the city of Lyon."

🛍️ CLOTHING & SHOPPING

🎬 SCENE 1: The Basics

1. OBSERVE & READ

Read the description of the scene. Focus on the bold words:



"This is a jacket. These are jeans. These are sneakers. This is a dress. When the weather changes, our clothing choices change too. We wear a **sweater** or a **jacket** for cool weather, and **jeans** or **pants** to protect our legs. On our feet, we use **sneakers** or **boots** for long walks, but we prefer **flip-flops** or **sandals** for hot weather at home."

📦 WORD BANK & DRILL

Repeat aloud with your teacher:

- jacket / sweater / t-shirt / dress / coat / scarf / hat
- jeans / pants / shorts / skirt
- sneakers / boots / sandals / slippers / flip-flops

🎧 LISTEN & REPEAT

- "This is a jacket. These are jeans."
- "These are sneakers. This is a yellow dress."

🖼 WORD BANK – CLOTHING VOCABULARY



Words:

jacket	sweater	t-shirt	jeans
dress	boots	sneakers	sandals
slippers	flip-flops	hat	scarf

Teacher Ly Presents

🛒 SCENE 2: EMMA AT THE STORE

1. OBSERVE & READ



"Emma is in a clothing store because she needs a warm jacket for the winter. Right now, she is in the **fitting room** to **try it on** and check the size in front of the mirror. The jacket **fits well** and looks very comfortable! Emma smiles because she is happy with her choice."

📦 WORD BANK & DRILL

- clothing store / fitting room / mirror / store assistant
- to try something on / to fit well / to look great

---

3. 🎧 LISTEN & REPEAT

- "Emma is in a clothing store. She needs a warm jacket."
- "She tries it on in the fitting room. It fits well!"

Teacher Ly Presents

🕮 TRYING THE JACKET



Question: Why does Emma smile in front of the mirror?
Full Answer: "She smiles because the jacket fits well and..."

_____

Teacher Ly Presents

👀 **LOOK & SAY**



She is wearing a dress.
He is wearing jeans.
She is wearing sneakers.

---

1. Essential Style Verbs

Before we build our outfits, learn how to use these key actions:

- **To wear**: To have clothes on your body (current state).
- **To put on**: The action of dressing yourself.
- **To match**: When two colors or items look good together.
- **To fit**: When the size of the clothing is correct for your body.
- **To suit**: When a style or color looks very good on a person.

---

2. Match the Outfit
Help Sophy choose her look for a photoshoot. Complete the sentences with the correct verb in the **Present Simple** (remember the **-s** for Sophy!).

1. Sophy always _____ (wear) high heels on the runway.
2. She needs to find a belt that _____ (match) her leather boots.
3. This blue dress _____ (suit) her perfectly; it makes her eyes pop!
4. Sophy _____ (put on) her makeup before she gets dressed.
5. These jeans are too small; they don't _____ (fit) her comfortably.

🌎 **THE MIRROR: MY PERSONAL STYLE**
(Let's look at your reality. How do you choose your clothing for your daily routine?)
🔑 **Key Reasons: Dress Code Preferences *(Read the options, check the meanings in English, and choose your favorite!)***

Why? (The Reason)	Meaning / Synonym (In English):
To feel fully comfortable	= To choose loose or soft clothes like jeans, t-shirts, and sneakers.
To look professional	= To wear elegant outfits like a blazer or a dress for work.
To match the weather	= To dress specifically based on the current temperature outside.

Now, answer about your habits using the clothing vocabulary:

1. **WHAT is your favorite outfit to wear when you are teaching or working?**
    - ***Answer:* When I work, I usually wear _____ and _____ because...**

🔥 **THE FINAL CHALLENGE:**

- "If I have a formal event next weekend, I want to put on _____ because _____."

Teacher Ly Presents



2. MATCH THE OUTFIT

Help Sophy organize her looks for a photoshoot. Complete the sentences with the correct verb in the Present Simple (remember the third-person -s/-es!):

1. Sophy always _____ *(wear)* high heels on the runway.
2. She needs to find a designer belt that _____ *(match)* her leather boots.
3. This elegant blue dress _____ *(suit)* her perfectly; it makes her eyes pop!
4. Sophy always _____ *(put on)* her makeup before she gets dressed.
5. These skinny jeans are too small; they don't _____ *(fit)* her comfortably.

---

3. EXPRESSING COMPLETE THOUGHTS

Connect the clothing choice with the purpose or reason:

- *Question:* Why does Sophy want to buy that specific handbag?
- *Answer:* "She wants to buy that specific handbag because it matches the color of her silk dress and she wants to look sophisticated for the event."

Teacher Ly Presents

🎯 THE 5 W's FRAMEWORK: THE RED CARPET EVENT



"The evening has arrived, and Sophy is in her luxurious walk-in closet making a final decision. For the red carpet, she has chosen a sophisticated red silk dress that fits her perfectly. To add a professional touch, she is considering a sharp black blazer. Sophy is looking at her reflection in a large gold-framed mirror, smiling with confidence. Her shelves are filled with elegant high heels and designer handbags. This outfit is designed to make an impact at the big movie premiere in Los Angeles."

- *Full Story Connection:* "Sophy is in her private dressing room in the evening preparing a red silk dress because she wants to look sophisticated under the camera flashes at the Los Angeles premiere."

---

2. YOUR TURN (The Shoe Collection):
Describe why Sophy maintains such an extensive collection of footwear on her shelves.

- *Full Narrative Connection:* "Sophy has many pairs of high heels on her shelves because..." _____

Beginner Engish 27 What shop sells cheap clothes?

🎧 **REAL LISTENING – (Dandara's Tip)**

🎬 **CONVERSATION**

1. OBSERVE & READ

Read the description of the scene. Focus on the bold words:



"Dandara is a Brazilian student sharing a useful retail recommendation. She focuses on a popular **store** called Forever 21, located right near her house. The shop features excellent deals, where different items like t-shirts, pants, and winter jackets **cost** very little money, making the entire collection incredibly **cheap** and accessible."

📦 **WORD BANK & DRILL**

Repeat aloud with your teacher:

- store / shop / boutique / retail outlet
- cheap / affordable / inexpensive / low-priced
- to cost / to be priced at / to go for

Teacher Ly Presents

3. 🎧 LISTEN & REPEAT

Hello, my name is Dandara. I'm from Brazil, and my question is: what shop sells cheap clothes?
There is a shop near my house. It's called Forever 21. This shop has good prices. It sells jackets, t-shirts and pants.
Jackets cost about $30. Pants cost about $15, and t-shirts cost about $10. I like to go there.

- "Forever 21 has good prices. Jackets cost about $30."



My mom also loves going there. She likes to buy t-shirts because she thinks they are very cheap.
My brother does not like to go there. He doesn't like shopping.
My sister and I often go there together. We like to buy jackets there.
What about you? What shops sell cheap clothes where you live?

Teacher Ly Presents



🧪 GRAMMAR & USE LAB: THE FASHION RETAIL MECHANICS

Understand how to express prices, sizes, and shopping actions fluently:

Retail Concept	Practical Sentence Structure	Meaning / Usage
To Cost	"Jackets **cost** about $30."	Explaining the commercial price tag.
To Try on	"I always **try on** jeans before buying them."	Testing clothes in the changing room.
To Fit	"This small shirt doesn't **fit** me."	Having the correct size for your body.
Antonyms	"A $10 shirt is **cheap**; a $500 coat is **expensive**."	Comparing low prices vs. high prices.

Teacher Ly Presents

🎤 SPEAK NOW: THE STYLE REPORT

(Act like a professional fashion commentator for 60 seconds. Describe the clothing styles confidently.)

- 🧥 **The View:** "In this corporate/casual picture, the overall style looks very modern and comfortable."
- 👟 **The Details:** "The professional is wearing a sleek **jacket**, casual **pants**, and comfortable **sneakers**."
- 👖 **The Opinion:** "Personally, I think the outfit is perfect for autumn because the colors match beautifully."

🌎 THE MIRROR: MY SHOPPING HABITS

(Let's look at your reality. How do you select your clothes, and where do you shop?)

🔑 Key Personal Factors: Style & Consumer Choices

Category	My Retail Reality (In English):
Current Outfit	= Right now, **I am wearing** a comfortable shirt, dark pants, and shoes.
Price Preferences	= I prefer **affordable, cheap clothes** for daily wear / I invest in **expensive brands**.
Local Shopping	= There is a famous mall near my house / I prefer to buy everything online.

Now, answer the interactive connection questions:

1. **WHAT** are you currently wearing right now during our online lesson?
    - *Answer:* At the moment, **I am wearing a** _____ and **my shoes are** _____.
2. **IN YOUR CITY**, what specific shop sells affordable or cheap clothes, and do you like to go there?
    - *Answer:* Where I live, the store that sells affordable clothes is called _____. I **usually go there when I need to buy** _____ because...

🔥 THE FINAL CHALLENGE:

- "When I go clothes shopping, I always **try items on** because I need to be 100% sure that they **fit me perfectly** and do not look too _____."

🎯 FINAL FLUENCY CHECK

Read the consolidated retail statements aloud with natural intonation and perfect numeric clarity:

1. "Forever 21 is an affordable store near her house where pants cost fifteen dollars and t-shirts cost ten."
2. "Her mother loves buying shirts there because she genuinely believes the prices are very cheap."
3. "Her brother never joins them at the mall because he completely dislikes shopping for new clothes."
4. "I always prefer to try on modern jackets at the shop to check if they fit my body size before paying."

DIRECTIONS – FINDING PLACES IN THE NEIGHBORHOOD

🔷 VOCABULARY PREVIEW – PLACES IN TOWN

Repeat aloud.



café	restaurant	pharmacy	bank
hotel	park	bookstore	bus station

Teacher Ly Presents

🖼 WORD BANK – PLACES IN TOWN



Words:

café	restaurant	pharmacy	bank
hotel	park	bookstore	bus station

🔁 DRILL

Repeat.

Café
Restaurant
Pharmacy
Bank
Hotel
Park
Bookstore
Bus station

Teacher Ly Presents

🧭 DIRECTION WORDS

Repeat.

go straight	turn left	turn right	next to	across from	near



Teacher Ly Presents

📖 SCENE 1: The search (Emma's cafe)

1. OBSERVE & READ

Read the description of the scene. Focus on the bold words:





"Emma is on the sidewalk. She stops a man to ask a question because she is looking for a specific destination. The **café** is located **on the corner**, right **next to** a large **park**. To start the conversation politely with a stranger, she says: '**Excuse me**'. The kind local man points down the avenue and tells her to **go straight** and then change directions. It is a very easy route."

Teacher Ly Presents

📦 WORD BANK & DRILL

Repeat aloud with your teacher:

- café / restaurant / pharmacy / bank / hotel / park / bookstore / bus station
- excuse me / stranger / local / destination
- on the corner / next to / across from / near / in the center

---



🎧 LISTEN & REPEAT

- "Excuse me, is there a café in this neighborhood?"
- "Go straight and turn left. The café is next to the park."

Question: How does Emma find the café?

- *Step 1:* She walks straight and then makes a left turn.
- *Step 2:* She looks for the park because the café is right next to it.

Full Answer: "Emma finds the café by walking straight, turning left, and looking for the building next to the park."

Teacher Ly Presents

🗺️ SCENE 2 – THE CITY MAP (Navigation Practice)

1. OBSERVE & READ





"Emma walks down the street. She **goes straight**, and then she **turns left**. Suddenly, she sees the central park. Next to the park, **there is** a beautiful café. Emma is very happy! She sits at an outdoor table and orders a fresh cup of coffee. From her table, she can see the **bookstore** located **across from** the **bus station**."

Teacher Ly Presents

📦 WORD BANK & DRILL

- to go straight / to turn left / to turn right
- to go past / to cross the street
- landmarks / block / traffic signs / map

🗺️ THE CITY MAP: NAVIGATION PRACTICE

1. 👀

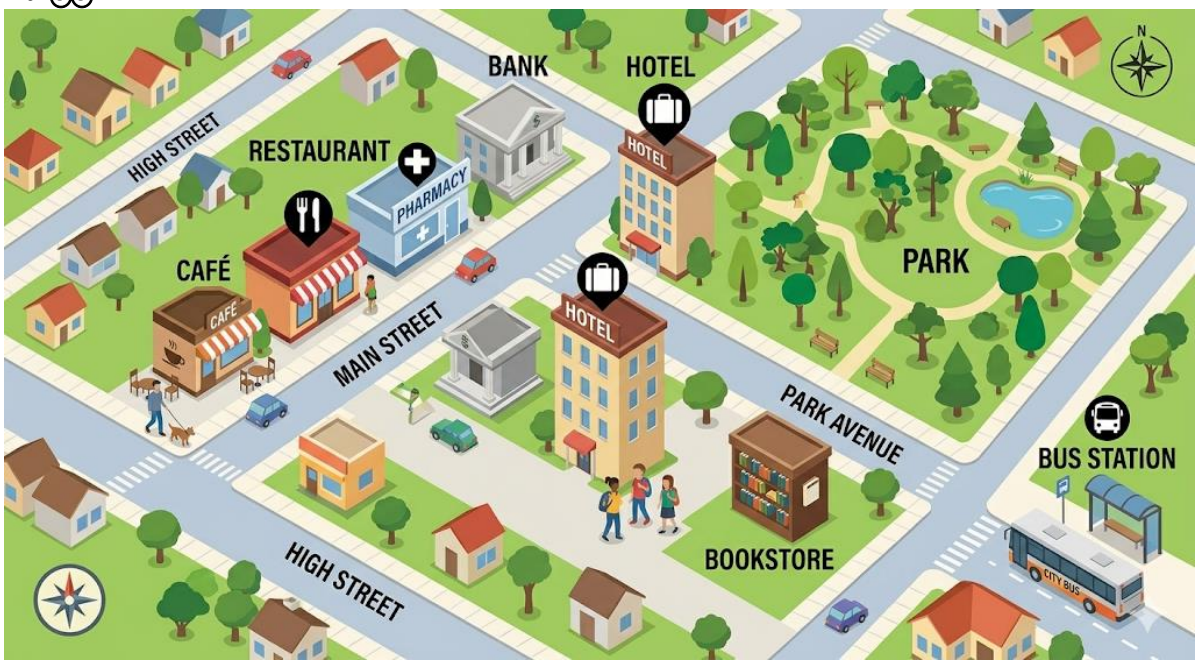

📦 WORD BANK & DRILL

- to go straight / to turn left / to turn right
- to go past / to cross the street
- landmarks / block / traffic signs / map

🧪 GRAMMAR LAB: SPATIAL LOGIC

Practice describing positions using landmarks:

- "The public park is **in the center** of the neighborhood."
- "The traditional hotel is **across from** the busy bus station."
- "The local pharmacy is **near** the bank."

Teacher Ly Presents

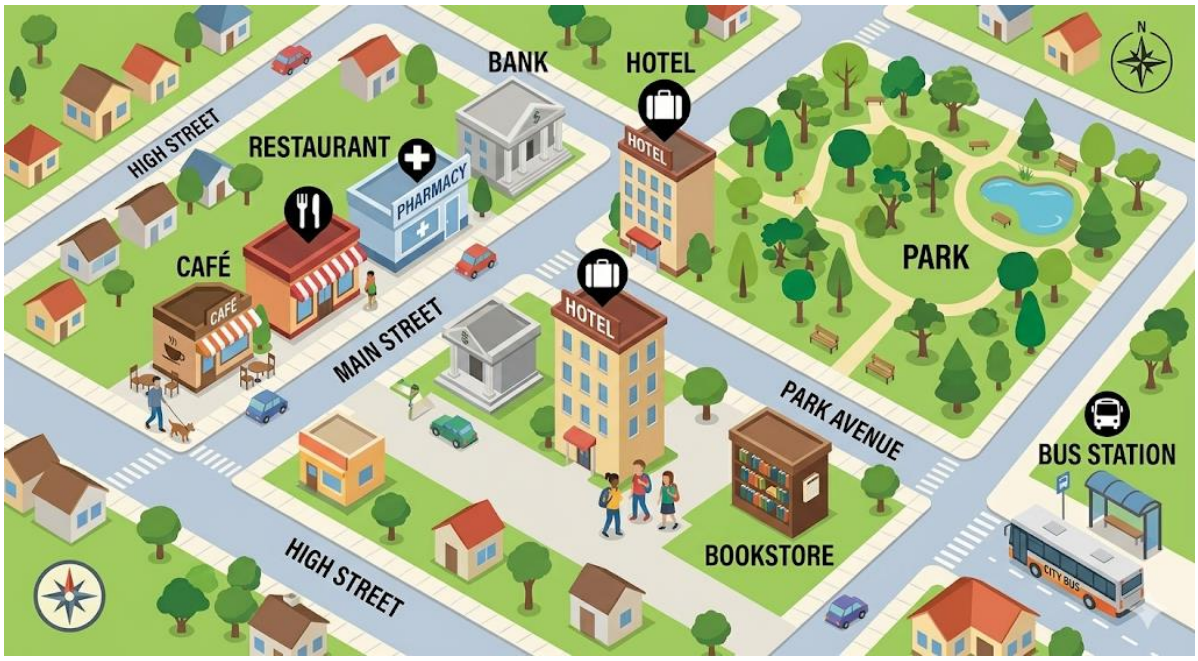

🔍 LOOK & FIND

Look at the map and answer.

1. Where is the café?
2. Where is the bank?
3. Where is the restaurant?
4. Where is the bookstore?
5. Where is the park?

Example answers:

The café is next to the park.
The bank is across from the hotel.

Teacher Ly Presents

🌎 THE MIRROR: NAVIGATING MY CITY

(Let's look at your reality. How do you find your way around or give information in your hometown?)

🔑 **Key Reasons: Navigation Preferences** *(Read the options, check the meanings in English, and choose your favorite!)*

Why? (The Reason)	Meaning / Synonym (In English):
To use a GPS app	= To look at digital maps on my phone because it is fast and accurate.
To ask locals for directions	= To speak with people on the street when I am confused or lost.
To remember visual landmarks	= To find places by looking for churches, statues, or big stores.

Now, answer about your habits using the Direction Words:

1. **WHEN** you need to go to a new restaurant or pharmacy, **HOW** do you find the correct address?
    - *Answer:* When I go to a new place, I usually _____ because _____.

🔥 THE FINAL CHALLENGE:

- "If a lost tourist stops me on the street to ask for directions, **I usually feel** _____ because _____."

📝 PRODUCTION WORKRESORT: COMMANDS & SEQUENCES

1. INTERACTIVE NAVIGATION QUIZ

Answer the questions based on standard map landmarks:

1. Where is the café? ➔ "The café is _____ the park."
2. Where is the bank? ➔ "The bank is _____ the hotel."
3. Where is the restaurant? ➔ "The restaurant is _____**."**

Teacher Ly Presents

2. SEQUENTIAL LOGIC: STEP-BY-STEP

Help Sophy get from her Hotel to the local Café. Use sequential words (First / Then / Finally) and imperative commands:

- **Step 1 (The Start):** "First, leave the hotel and _____."
- **Step 2 (The Turn):** "Then, _____ at the corner of Main Street."
- **Step 3 (The Destination):** "Finally, go past the bookstore and the café is _____."

3. EXPRESSING COMPLETE THOUGHTS

Connect the route choice with the underlying reason:

- *Question:* Why is it better to cross the street now?
- *Answer:* "It is better to cross the street now **because** the sidewalk on the other side is wider and it is safer for pedestrians."

Teacher Ly Presents

🎯 THE 5 W's FRAMEWORK: THE LOST TOURIST



"The city is big, and it is easy to get lost. It is a quarter to one (12:45 PM), and the sun is high over Hollywood Boulevard. Sophy is walking when a confused tourist stops her. He is holding a large paper map and looking at the tall buildings. Sophy is very kind; she points down the street and explains the best way to reach his destination. The tourist is happy because Sophy knows the city very well. He wants to find the famous stars on the Walk of Fame before his lunch reservation."

Teacher Ly Presents

🎧 REAL LISTENING – DIRECTIONS

🎬 CONVERSATION

1. OBSERVE & READ

Read the description of the scene. Focus on the bold words:



"A pedestrian is standing on the sidewalk, looking around because he needs to locate a financial institution. He stops a resident to ask for exact directions. The woman explains how to **get there** easily, confirming that the destination is not **far** away. She instructs him to follow **Main Street**, look for a local supermarket, and execute a simple turn."

📦 WORD BANK & DRILL

Repeat aloud with your teacher:

- far / distant / a long way off / remote
- to get there / to arrive / to reach the destination / to find the way
- Main Street / avenue / boulevard / principal road

🎧 LISTEN & REPEAT

- **Man:** "Excuse me, where is the bank?"
- **Woman:** "It's on Main Street."
- **Man:** "Is it far?"
- **Woman:** "No, it's near."
- **Man:** "How do I get there?"
- **Woman:** "Go straight, then turn left. The bank is next to the supermarket."
- **Man:** "Thank you!"
- **Woman:** "You're welcome."

🧪 NAVIGATION & USE LAB: THE CITY GPS BLOCK

Understand how to give clear, professional commands using spatial prepositions:

- **Go straight ➔** Move forward along the current street without turning.
- **Turn left / right ➔** Change your physical direction at the next intersection.
- **Next to ➔** Positioned directly adjacent to another building *(side by side)*.
- **Across from ➔** Positioned on the exact opposite side of the road *(facing each other)*.
- **On the corner ➔** Situated at the precise point where two streets intersect.

🎤 SPEAK NOW: THE NEIGHBORHOOD GUIDE

(Imagine you are a local tour guide. Describe the layout of your neighborhood confidently in 60 seconds.)

- 🌳 **Green Space:** "Around my house, there is a very beautiful public park nearby where people exercise."
- 🍽️ **Dining Out:** "If you are hungry and want to eat, there is an excellent Italian restaurant right next to the pharmacy."
- 🚌 **Moving Around:** "The local bus station is not far at all, so commuting to work is incredibly convenient for me."

🌎 THE MIRROR: MY LOCAL NAVIGATION

(Let's look at your reality. How do you describe the landmarks and directions around your home or office?)

🔑 **Key Urban Factors: My Neighborhood Layout**

Category	My Everyday Surroundings (In English):
Primary Bank	= The nearest bank branch is **on the main avenue** / **across from** a gas station.
Daily Supermarket	= My favorite grocery store is **just two blocks away** / **next to** a bakery.
Commute Distance	= The places I need to visit are **very near** / Some locations are **too far to walk**.

Now, answer the interactive navigation questions about your routine:

1. **EXCUSE ME**, how do I get to the nearest supermarket or grocery store from your front door?
    - *Answer:* To get to the supermarket from my house, you need to **go straight and then** _____. It is located **next to / across from** the...
2. **IS THERE** a pharmacy or a convenience store near your professional workspace, and where exactly is it?
    - *Answer:* Yes, there is a pharmacy near my office. It is situated **on the corner of** _____ and it is very **near / far** because...

🔥 THE FINAL CHALLENGE:

- "My neighborhood is very functional! If a visitor needs to find a good café, I always tell them to **go straight, turn** _____, and they will find it right next to the _____."

🔄 DYNAMIC NAVIGATION DRILL

Act like a real-time GPS. Give immediate directions to the target destination using the provided instructions:

1. **Teacher:** "Target: Pharmacy" ➔ **Student:** "**Go straight and turn right**. It's located right **next to** the bank."
2. **Teacher:** "Target: Hotel" ➔ **Student:** "**Go to the end of the street**. It's situated **across from** the bus station."
3. **Teacher:** "Target: Coffee Shop" ➔ **Student:** "**Turn left at the traffic light**. The café is positioned right **on the corner**."
4. **Teacher:** "Target: Supermarket" ➔ **Student:** "**Go straight for two blocks**. The establishment is **next to** the school."

🎯 FINAL FLUENCY CHECK

Read the consolidated urban descriptions aloud with absolute rhythm and directional confidence:

1. "The commercial bank is located on Main Street, and it is very near the speaker's position."
2. "To reach the destination, you must go straight down the boulevard and then turn left at the corner."
3. "The financial institution is situated directly next to the local supermarket building."
4. "The central parking lot is not far away; it is built conveniently across from the public park entrance."

❓ THE 5W's: THE POWER OF QUESTIONS

🕵️ THE 5W's VISUAL GUIDE (The Investigation Tools)

1. OBSERVE & READ

Read the visual guide to understand the function of each question word:

- **WHO** ➞ Person (*Who is he?*)
- **WHERE** ➞ Place (*Where do you live?*)
- **WHEN** ➞ Time (*When is the class?*)
- **WHAT** ➞ Thing / Action (*What do you do?*)
- **WHY** ➞ Reason (*Why are you happy?*)
- **HOW** ➞ Method / Price (*How do you travel? / How much is it?*)

📖 NARRATIVE READING: LUNCH AT THE CAFÉ

Read the story and focus on how the facts connect:



1. 🎧 LISTEN & REPEAT

"Daniel works in the city. He finishes work at noon. At lunchtime, he walks to a small café near his office. He usually orders a sandwich and coffee. Sometimes he meets his friend Maria there. They talk and relax before going back to work."

🧪 **THE DISCOVERY DRILL**

Answer the questions using the facts from the story:

- Who is in the story? ➔ **Daniel and Maria.**
- Where does he work? ➔ **In the city.**
- When does he finish work? ➔ **At noon.**
- What does he order? ➔ **A sandwich and coffee.**
- Why does he go to the café? ➔ **To eat and relax.**
- How does he get there? ➔ **He walks.**

⚡ **POWER DRILLS: MASTERING THE STRUCTURE**
⚙️ **THE GOLDEN RULE: Question Word + DO / DOES + Subject + Verb (Base Form)?**
🔄 **THE "DO" MACHINE (Plural / I / You)**

- (WHERE) They live in Manhattan. ➞ **Where do they live?**
- (WHAT TIME) They get home at 7:00. ➞ **What time do they get home?**
- (HOW OFTEN) They go to the movies. ➞ **How often do they go?**

🔄 **THE "DOES" CHALLENGE (Third Person Singular - He / She / It)**
Transform the statements into logical questions using the prompt:

1. ***(WHERE)*** *They live in Manhattan.* ➔ ***Where do they live?***
2. ***(WHAT TIME)*** *They get home at 7:00.* ➔ ***What time do they get home?***
3. ***(HOW OFTEN)*** *They go to the movies on weekends.* ➔ ***How often do they go to the movies?***

Teacher Ly Presents

🌎 THE MIRROR: MY PERSONAL PROFILE

(Now, apply the 5 W's to map your own reality.)

🔑 Key Reasons: Personal Motivations

Why? (The Reason)	Meaning / Synonym (In English):
To achieve professional growth	= To get a better job, promotion, or career opportunity.
To travel the world confidently	= To communicate with foreign people without fear.
To expand my mindset	= To access global information, books, and media directly.

Answer the core investigative questions about your life:

1. **WHERE** do you live, and **HOW** do you travel to your daily appointments?
    - *Answer:* I live in _____. To go to work or appointments, I usually travel by _____ because it is _____.

🔥 THE FINAL CHALLENGE:

- "I study English every week because **I want to** _____."

🎯 THE 5 W's REPORTING FRAMEWORK

1. RETELL THE STORY (Be the Narrator)

Connect the blocks to tell Daniel's story fluently in 60 seconds:

- **INTRODUCTION:** "This story is about a professional named Daniel and his daily routine."
- **THE JOB:** "He works in a busy city environment and has a tight schedule."
- **THE ACTION:** "At noon, he walks to a local café to meet his friend Maria."

- **THE CONCLUSION:** "They eat a sandwich and relax together because it is a happy moment before going back to work."

Teacher Ly Presents

🛩️ My Trip to Los Angeles – 2011

⚾ EPISODE 1 – THE BASEBALL GAME

1. OBSERVE & READ

Read the description of the scene. Focus on the bold words:



"The energy at the stadium is incredible tonight. Under the dark evening sky, the bright green baseball field shines under the powerful floodlights. A massive **crowd** of fans is filling the stands, most of them wearing blue to support their home team. Down on the diamond, the **pitcher** is preparing to throw the ball while the batter waits at home plate. In the foreground, two fans are cheering loudly with their arms in the air, celebrating a great play. I didn't understand the complex **rules**, but I felt completely excited."

📦 WORD BANK & DRILL

Repeat aloud with your teacher:

- pitcher / batter / home plate / diamond
- crowd / fans / supporters / stands / stadium
- rules / regulations / score / scoreboard

Teacher Ly Presents

🧠 GRAMMAR LAB: THE PAST TENSE MACHINERY

Observe how actions move to the past in affirmative, negative, and question forms:

- **Affirmative (+):** I **went** to a baseball game. / The stadium **was** massive. / I **watched** the game. / I **felt** excited.
- **Negative (-):** I **didn't understand** the rules. / I **didn't know** the players.
- **Question (?): Did you go** to a game? / **Did you enjoy** the atmosphere?



Teacher Ly Presents



📖 **READ**

I went to a baseball game in Los Angeles. The stadium was big and full. I watched the game. I didn't understand the rules, but I felt excited. I enjoyed the experience.

Teacher Ly Presents



Question: Why are the fans in the foreground cheering with their hands up?
Full Answer: "The fans are cheering and raising their arms because..."
_____

Teacher Ly Presents

🎬 EPISODE 2 – AT THE MOVIES

1. OBSERVE & READ



"The lights go down as the audience settles into their comfortable seats. Inside the dark movie theater, the large screen begins to glow. A mother and her daughter **sat** in the front row, holding a large bucket of buttery popcorn. They **ate** the snack and **laughed** a lot because the film was very funny. Going to the cinema is a classic weekend activity."

Teacher Ly Presents



📦 WORD BANK & DRILL

- *Present:* eat ➔ *Past:* **ate**
- *Present:* sit ➔ *Past:* **sat**
- *Present:* laugh ➔ *Past:* **laughed**

_____

Teacher Ly Presents

🎞️ EPISODE 3 – THE TOUR BUS

1. OBSERVE & READ



"The best way to see Hollywood is from the top of a double-decker bus. A group of tourists **took** a tour bus and **sat** on the open-air roof. They **saw** the entire city and **looked** around with curiosity. The mother pointed toward a famous landmark while her daughter smiled. They completely **enjoyed** the beautiful urban view."

📦 WORD BANK & DRILL

- *Present:* take ➔ *Past:* **took**
- *Present:* see ➔ *Past:* **saw**
- *Present:* look ➔ *Past:* **looked**
- *Present:* enjoy ➔ *Past:* **enjoyed**

🔁 LISTEN



I took a tour bus.	I sat on the top.	I saw the city.
I looked around.	I liked the view.	I enjoyed the tour view.

Teacher Ly Presents

⭐ EPISODE 4 – CELEBRITIES ON STAGE

1. OBSERVE & READ



"The atmosphere was electric at this sold-out concert. A famous pop star performed her greatest hits on a massive stage. She wore a shimmering outfit under the colorful spotlights. Below the stage, the fans **saw** their favorite celebrity from far away. They **felt** completely surprised and **enjoyed** the high-tech music performance."

🌍 THE MIRROR: MY MEMORABLE JOURNEY

(Let's look at your reality. Think about a very special trip or event you experienced in the past.)

🔑 **Key Reasons: Travel Highlights** *(Read the options, analyze the professional concepts, and pick your match!)*

Why? (The Reason)	Meaning / Synonym (In English):
To experience a new culture	= To see different habits, historic landmarks, and foreign traditions.
To reconnect with loved ones	= To spend high-quality time traveling with family or close friends.
To escape the professional routine	= To rest the mind, clear thoughts, and relax away from daily work.

Now, write your travel memory using the Module 2 Past Tense verbs:

1. **WHERE** did you go, **WHO** did you travel with, and **WHAT** did you see there?
    - *Answer:* Some time ago, I **went** to _____ with _____. During the journey, I **saw** _____ and it **looked** very _____.

🔥 THE FINAL CHALLENGE:

- "I really **enjoyed** that specific experience because **it was a moment to** _____."

🧳 FINAL NARRATIVE WORKRESORT: ARRIVAL AT LAX



"Sophy has just arrived at LAX airport. She is standing near the baggage claim area, waiting for her things. She is carrying four large suitcases because she is moving to Los Angeles for a long-term professional contract. Sophy looks at her watch; it is exactly half past ten in the morning. She usually feels exhausted after a long journey from Europe, but today she is full of energy. She is wearing a stylish pink blazer that matches the bright California weather. Her new apartment is waiting, and she is ready to start her new life."

---

1. THE 5 W's JOURNAL REPORT

Organize Sophy's move into a structured executive report:

- **WHO:** Sophy, the professional fashion model.
- **WHAT:** Relocating her entire life with four massive suitcases.
- **WHERE:** Arriving at LAX airport from Italy.
- **WHEN:** At exactly half past ten in the morning.
- **WHY:** Because she signed a long-term contract to work with a top American fashion agency.



✍️ PRODUCTION: WRITING SOPHY'S FIRST POST

Help Sophy complete her first social media status update upon entering her new American home:

- **"Finally at my new apartment! Moving from the farm to Los Angeles is a dream come true. Right now, I am looking at _____ because _____. I feel _____ about this new chapter!"**

📈 FINAL MODULAR VOCABULARY CHECK

Select the correct word to secure your graduation from Module 2:

1. Always arrive at the airport a **[quarter / half]** before your flight so you aren't late for boarding.
2. Make sure your walking shoes **[suit / fit]** comfortably because you will explore many streets downtown.
3. I **[never / always]** double-check the directional map on my phone before leaving the hotel.